

Three colleges.  
*Thousands of opportunities.*



## BOARD OF TRUSTEES

### Meeting Notice

In compliance with the provisions of Neb. Rev. Stat. Section 84-1411, printed notice is hereby given that a regular meeting of the Board of Trustees of the Nebraska State Colleges will convene at Peru State College, Peru, Nebraska, on February 27, 2009.

Executive Session  
Committee Meetings  
Business Meeting

February 27 – 9:30 a.m.  
February 27 – 11:00 a.m.  
February 27 – Immediately  
Following Lunch

This notice and accompanying agenda are being distributed to members of the Board of Trustees, the presidents of the state colleges, the Associated Press and selected Nebraska newspapers.

-- NOT A PAID NOTICE --



**FEBRUARY 27, 2009  
ARC 201  
11:00 AM – 12:00 PM**

**ACADEMIC, PERSONNEL & STUDENT AFFAIRS COMMITTEE MEETING**

**Consent agenda items:**

- 1.1 Accept Report on Personnel Actions

**Items for discussion and action:**

- 2.1 Approve Appointment of Dr. Daniel Hanson as President of Peru State College and Authorize the Chancellor to Negotiate Salary, Start Date, Housing Allowance and Reimbursable Moving Expenses
- 2.2 Approve NAPE 2009-2011 Bargaining Unit Agreement
- 2.3 First Round Approval of Changes to Board Policy 3011; College Right to Change; Discontinue Programs
- 2.4 Preliminary Notification of New Academic Programs

**Items for information and discussion:**

- 5.1 Fall Enrollment Reports
- 5.2 Fall Graduation Summaries
- 5.3 Fall Instructional Load Reports
- 5.4 Five-Year Academic Calendar
- 5.5 Athletic Gender Equity Reports (2003-2008)
- 5.6 Collective Bargaining Update
- 5.7 Faculty College Update

**FEBRUARY 27, 2009**  
**Library Upper Level Meeting Room**  
**11:00 AM – 12:00 PM**

**ENROLLMENT & MARKETING COMMITTEE MEETING**

**Consent agenda items:**

No consent agenda items

**Items for discussion and action:**

- 3.1 Approve Nebraska State College Advantage – Advantage Chadron, Peru, Wayne

**Items for information and discussion:**

- 6.1 Board of Trustees' Scholarship Report
- 6.2 2009-10 Davis-Chambers Scholarship
- 6.3 2009 Optimal Enrollment Model
- 6.4 Student Trustees' Update
- 6.5 Senators' Reception Update
- 6.6 Fall Enrollment Reports

**FEBRUARY 27, 2009  
ARC 209  
11:00 AM – 12:00 P.M.**

**FISCAL & FACILITIES COMMITTEE MEETING**

**Consent agenda items:**

- 1.2 LB 309 Allocations and Retrievals
- 1.3 Final Round Approval of Changes to Board Policy 8061; Capital Construction; Needs Statements
- 1.4 Final Round Approval of Changes to Board Policy 8062; Capital Construction; Program Statements

**Items for discussion and action:**

- 4.1 Appoint Substantial Completion Committee for Administration Building Renovation Project – CSC
- 4.2 Approve Acceptance of Three Properties Along Park Avenue From Peru State College Foundation to Peru State College
- 4.3 Accept Substantial Completion for Rice/Stadium Renovation Project – WSC
- 4.4 Approve Use of LB 1100 Set Aside Funds
- 4.5 Grant Applications and Awards

**Items for information and discussion:**

- 7.1 Governor's Budget Recommendations
- 7.2 Financial Reports (July – December 2008)
- 7.3 Operating Expenditure Reports (July – December 2008)
- 7.4 Revenue Bond Expenditure Reports (July – December 2008)
- 7.5 Fall Occupancy and Income Reports
- 7.6 Capital Construction Quarterly Reports (as of December 31, 2008)
- 7.7 Contingency Maintenance Progress Reports (as of December 31, 2008)
- 7.8 LB 309 Project Status Reports (July – December 2008)
- 7.9 Grant Applications and Awards
- 7.10 Contracts and Change Orders

**FEBRUARY 27, 2009**  
**BOARD OF TRUSTEES MEETING**

**CALL TO ORDER**

**1. APPROVAL OF MEETING AGENDA**

**APPROVAL OF MINUTES** from the January 13 and January 28 meetings

**PUBLIC COMMENT**

**ITEMS FOR CONSENT AGENDA**

- 1.1 Accept Report on Personnel Actions
- 1.2 LB 309 Allocations and Retrievals
- 1.3 Final Round Approval of Changes to Board Policy 8061; Capital Construction; Needs Statements
- 1.4 Final Round Approval of Changes to Board Policy 8062; Capital Construction; Program Statements

**ITEMS FOR DISCUSSION AND ACTION**

**2. ACADEMIC, PERSONNEL & STUDENT AFFAIRS**

- 2.1 Approve Appointment of Dr. Daniel Hanson as President of Peru State College and Authorize the Chancellor to Negotiate Salary, Start Date, Housing Allowance and Reimbursable Moving Expenses
- 2.2 Approve NAPE 2009-2011 Bargaining Unit Agreement
- 2.3 First Round Approval of Changes to Board Policy 3011; College Right to Change; Discontinue Programs
- 2.4 Preliminary Notification of New Academic Programs

**3. ENROLLMENT AND MARKETING**

- 3.1 Approve Nebraska State College Advantage – Advantage Chadron, Peru, Wayne

**4. FISCAL AND FACILITIES**

- 4.1 Appoint Substantial Completion Committee for Administration Building Renovation Project – CSC
- 4.2 Approve Acceptance of Three Properties Along Park Avenue From Peru State College Foundation to Peru State College
- 4.3 Accept Substantial Completion for Rice/Stadium Renovation Project – WSC
- 4.4 Approve Use of LB 1100 Set Aside Funds
- 4.5 Grant Applications and Awards

## **ITEMS FOR INFORMATION AND DISCUSSION**

### **5. ACADEMIC, PERSONNEL AND STUDENT AFFAIRS**

- 5.1 Fall Enrollment Reports
- 5.2 Fall Graduation Summaries
- 5.3 Fall Instructional Load Reports
- 5.4 Five-Year Academic Calendar
- 5.5 Athletic Gender Equity Reports (2003-2008)
- 5.6 Collective Bargaining Update
- 5.7 Faculty College Update

### **6. ENROLLMENT AND MARKETING**

- 6.1 Board of Trustees' Scholarship Report
- 6.2 2009-10 Davis-Chambers Scholarship
- 6.3 2009 Optimal Enrollment Model
- 6.4 Student Trustees' Update
- 6.5 Reception Update
- 6.6 Fall Enrollment Reports

### **7. FISCAL AND FACILITIES**

- 7.1 Governor's Budget Recommendations
- 7.2 Financial Reports (July - December 2008)
- 7.3 Operating Expenditure Reports (July – December 2008)
- 7.4 Revenue Bond Expenditure Reports (July – December 2008)
- 7.5 Fall Occupancy and Income Reports
- 7.6 Capital Construction Quarterly Reports (as of December 31, 2008)
- 7.7 Contingency Maintenance Progress Reports (as of December 31, 2008)
- 7.8 LB 309 Project Status Reports (July – December 2008)
- 7.9 Grant Applications and Awards
- 7.10 Contracts and Change Orders

## **8. MISCELLANEOUS ACTION & INFORMATION ITEMS**

8.1 Chancellor's Report

8.1.1 Board Members Attending May Commencements (May 9)

8.2 Presidents' Reports

8.3 Student Trustees' Reports

## **ADJOURNMENT**

The next regularly scheduled meeting of the Board of Trustees of the Nebraska State Colleges will be held April 16-17, 2009, at Peru.



**NEBRASKA STATE COLLEGE SYSTEM  
BOARD OF TRUSTEES**

**MINUTES OF JANUARY 13, 2009 MEETING**

---

A meeting of the Board of Trustees of the Nebraska State College System was held at Southeast Community College, Lincoln, Nebraska on Tuesday, January 13, 2009.

In compliance with the provisions of Neb. Rev. Stat. Section 84-1411, printed notice of this meeting was mailed to each member of the Board of Trustees. In addition, copies of such notice were sent to the Presidents of the State Colleges, Associated Press, and selected Nebraska newspapers. We, each of us, hereby acknowledge due and sufficient service to the above, the foregoing notice of the time and place and object of said meeting, and agree to meet in said meeting at the time and place presented.

Board members present:

Gary Bieganski, Chadron  
Marge Harouff, Lincoln  
Bill Roskens, Omaha  
Michelle Suarez, Lincoln  
Larry Teahon, Chadron

Student Board Members present:

Rich Kunckel, Chadron State  
Taylor Dunekacke, Peru State  
Amanda Gehle, Wayne State

System Office Staff present:

Stan Carpenter, Chancellor  
Ed Hoffman, Vice Chancellor for Facilities, Planning & Information Technology  
Carolyn Murphy, Vice Chancellor for Finance & Administration  
Kristin Petersen, General Counsel & Vice Chancellor for Employee Relations  
Korinne Tande, Vice Chancellor for Academic & Student Affairs  
Sheri Irwin-Gish, Associate Vice Chancellor for Communications, Marketing & System Relations  
Lynne Olson, Administrative Assistant to the Chancellor

CSC Staff present:

Janie Park, President  
Dale Grant, Vice President for Administration  
Lois Veath, Vice President for Academic Affairs  
Randy Rhine, Vice President of Enrollment Management & Student Services

PSC Staff present:

Todd Drew, Vice President for Academic and Student Affairs  
Linda Jacobsen, Vice President for Administration and Finance  
Regan Anson, Director of Marketing and Public Affairs  
Michaela Willis, Vice President for Enrollment Management & Student Affairs

WSC Staff present:

Richard Collings, President  
Bob McCue, Vice President for Academic Affairs  
Beth Kroger, Vice President for Administration and Finance

Others Present

Bill Beavers, Ameritas Investment Corp.  
Mike Foley, State Auditor  
Don Dunlap, Assistant Deputy Auditor

**CALL TO ORDER**

**EXECUTIVE SESSION**

Board Chair Roskens called the meeting to order at 9:15 a.m.

Motion was made by Trustee Bieganski and seconded by Trustee Suarez to move into executive session to discuss personnel issues. No action was taken. Motion was made by Trustee Teahon and seconded by Trustee Suarez to move out of executive session at 10:25 a.m.

The Academic, Personnel and Student Affairs Committee, Enrollment and Marketing Committee and Fiscal and Facilities Committee met starting at 10:25 a.m. to discuss agenda items. No action was taken. The committee meetings adjourned at 12:00 p.m.

**CALL TO ORDER—BUSINESS MEETING**

Board Chair Roskens called the business meeting to order at 1:00 p.m.

**APPROVAL OF MEETING AGENDA**

The meeting agenda for January 13, 2009 was approved.

**APPROVAL OF MINUTES**

Minutes of the November 13-14, 2008 meeting were unanimously approved.

**CONSENT AGENDA ITEMS**

A motion was made by Trustee Bieganski and seconded by Trustee Teahon to approve the following consent agenda items. Voting aye: Bieganski, Harouff, Roskens, Suarez and Teahon. Voting nay: None. Student Opinion aye: Dunekacke, Gehle, and Kunckel. Motion was unanimously approved.

Accept Report of Personnel Actions

Copies are attached to the official minutes.

Final Round Approval of Changes to Board Policy 5030; Method of Payment; Periods of Employment; State College Employees

Copy is attached to the official minutes.

Final Round Approval of Deletion of Board Policy 5031; Compensation from Grants and Contracts: Faculty and Staff

Copy is attached to the official minutes.

Final Round Approval of Deletion of Board Policy 5207; Salary Calculation Upon Termination; State College Employees

Copy is attached to the official minutes.

Approve LB 309 Allocations and Retrievals

Copy is attached to the official minutes.

Final Round Approval of Changes to Board Policy 3400; Tuition Remission

Copy is attached to the official minutes.

Final Round Approval of Board Policy 7400; Identity Theft Prevention Policy

Copy is attached to the official minutes.

**ITEMS FOR DISCUSSION AND ACTION**

**Academic, Personnel & Student Affairs Committee**

The Academic, Personnel & Student Affairs Committee had no action items.

**Enrollment and Marketing Committee**

The Enrollment and Marketing Committee had no action items.

**Fiscal and Facilities Committee**

Accept the Nebraska State College System Audit Report for the Year Ended June 30, 2008

A motion to accept the 2007-2008 Nebraska State College System Audit Report by the Auditor of Public Accounts Office for the State of Nebraska was recommended by the committee to the full Board, which unanimously approved the motion. Voting aye: Bieganski, Harouff, Roskens, Suarez and Teahon. Voting nay: None. Student Opinion aye: Dunekacke, Gehle, and Kunckel. Motion was unanimously approved.

Vice Chancellor for Finance and Administration, Carolyn Murphy noted there was one reportable finding in the audit dealing with the segregation of duties within the IT departments which is a continuing finding. This matter will be resolved with implementation of the new SIS system. The five comments contained in the management letter were reviewed with the Board.

State Auditor, Mike Foley addressed the Board and thanked everyone for their cooperation and access to data during the audit process. He noted the NSCS had a clean audit but should look at the screening procedures of personnel, especially those in key positions.

Don Dunlap, assistant deputy auditor, thanked everyone involved with the audit process for Sandy Steinbrecker and himself.

Appoint Architect Selection Committee for Jindra Fine Arts – PSC

A motion to appoint the architect selection committee for the codes upgrade project in the Jindra Fine Arts building at Peru State College was recommended by the committee to the full Board which unanimously approved the motion. Voting aye: Bieganski, Harouff, Roskens, Suarez and Teahon. Voting nay: None. Student Opinion aye: Dunekacke, Gehle, and Kunckel. Motion was unanimously approved.

Committee Members

Larry Teahon, Chair, Fiscal & Facilities Committee, Board of Trustees  
Michelle Suarez, Chair, Enrollment & Marketing Committee, Board of Trustees  
Ed Hoffman, Vice Chancellor for Facilities, Planning & IT, NSCS  
Carolyn Murphy, Vice Chancellor for Finance & Administration, NSCS  
Todd Drew, Vice President for Academic & Student Affairs, PSC  
Linda Jacobsen, Vice President for Administration & Finance, PSC  
Paul Pate, Director of Campus Services, PSC  
Steve Hotovy, Building Renewal Task Force

Authorize Chancellor to Sign the Professional Services Agreement for Jindra Fine Arts – PSC

A motion to authorize the Chancellor to sign the professional services agreement for the Jindra Fine Arts Building codes upgrade project for Peru State College. Voting aye: Bieganski, Harouff, Roskens, Suarez and Teahon. Voting nay: None. Student Opinion aye: Dunekacke, Gehle, and Kunckel. Motion was unanimously approved.

Adopt Resolution to Select Construction Management at Risk Contract for Jindra Fine Arts Project – PSC

A motion to adopt a resolution to select construction management at risk contract delivery system as option for Jindra Fine Arts codes upgrade project at Peru State College was recommended by the committee to the full Board, which unanimously approved the motion. Voting aye: Bieganski, Harouff, Roskens, Suarez and Teahon. Voting nay: None. Student Opinion aye: Dunekacke, Gehle, and Kunckel. Motion was unanimously approved.

**NEBRASKA STATE COLLEGE SYSTEM  
RESOLUTION**

WHEREAS, the Board of Trustees of the Nebraska State Colleges is required to follow the procedures established by the Political Subdivisions Construction Alternatives Act (Neb. Rev. Stat. §13-2901 through §13-2913) in its decision to solicit and execute a design-build contract or construction management at risk contract for capital construction projects; and

WHEREAS, the procedures outlined in the Nebraska Political Subdivisions Construction Alternatives Act and the Board of Trustees of the Nebraska State Colleges Policy 8071 require the Board of Trustees to adopt a resolution selecting the design-build contract or construction management at risk contract delivery system; and

WHEREAS, the project delivery system for a design-build contract requires the design and construction contracts to be combined into one contract with a single point of responsibility; the criteria for selection include qualifications and project approach, not construct costs or design; the reimbursement option may be other than low bid option and is typically negotiated with fixed price, cost plus fee, or guarantee of maximum; and the Board may require subcontracts to be competitively bid; and

WHEREAS, the project delivery system for a construction management at risk contract requires the design and construction contracts be separated; the criteria for selection includes qualifications, project approach and construction manager fee; the reimbursement option may be other than low bid option and is typically negotiated with fixed price, cost plus fee, or guarantee of maximum; and the Board may require subcontracts to be competitively bid;

NOW, THEREFORE, BE IT RESOLVED by the Board of Trustees of the Nebraska State Colleges that the construction management at risk contract delivery system be adopted as one option for the Jindra Fine Arts Building Code Upgrade Project at Peru State College, dependent upon project need.

Approved this 13<sup>th</sup> day of January, 2009.

\_\_\_\_\_  
Chair, Board of Trustees

\_\_\_\_\_  
Chancellor, Nebraska State  
College System

Appoint Construction Manager Selection Committee-Jindra Fine Arts – PSC

A motion to appoint the construction manager selection committee for the Jindra Fine Arts code upgrades project at Peru State College was recommended by the committee to the full Board, which unanimously approved the motion. Voting aye: Bieganski, Harouff, Roskens, Suarez and Teahon. Voting nay: None. Student Opinion aye: Dunekacke, Gehle, and Kunckel. Motion was unanimously approved.

Committee Members

Larry Teahon, Chair, Fiscal & Facilities Committee, Board of Trustees  
Michelle Suarez, Chair, Enrollment & Marketing Committee, Board of Trustees  
Ed Hoffman, Vice Chancellor for Facilities, Planning & IT, NSCS  
Carolyn Murphy, Vice Chancellor for Finance & Administration, NSCS  
Todd Drew, Vice President for Academic & Student Affairs, PSC  
Linda Jacobsen, Vice President for Administration & Finance, PSC  
Paul Pate, Director of Campus Services, PSC  
Steve Hotovy, Building Renewal Task Force  
Ms. Leslie Ryan, Mayor of Peru  
Mike Rindone, State Building Division  
Architect Consultant to be Determined by Board Policy Process

Approve Transfer of \$18,660.86 LB 605 Funds from Emergency Generator to Parking Lot – PSC

A motion to approve the transfer of \$18,660.86 of LB 605 funds from the emergency power generator project to the Al Wheeler Activity Center parking lot project at Peru State College was recommended by the committee to the full Board, which unanimously approved the motion. Voting aye: Bieganski, Harouff, Roskens, Suarez and Teahon. Voting nay: None. Student Opinion aye: Dunekacke, Gehle, and Kunckel. Motion was unanimously approved.

Approve Alumni House Lease – WSC

A motion to approve the alumni house lease between Wayne State College and the Wayne State Foundation was recommended by the committee the full Board, which unanimously approved the motion. Voting aye: Bieganski, Harouff, Roskens, Suarez and Teahon. Voting nay: None. Student Opinion aye: Dunekacke, Gehle, and Kunckel. Motion was unanimously approved.

First Round Approval of Changes to Board Policy 8061

A motion for first round approval of changes to Board Policy 8061; Capital Construction; Needs Statements was recommended by the committee the full Board, which unanimously approved the motion. Voting aye: Bieganski, Harouff, Roskens, Suarez and Teahon. Voting nay: None. Student Opinion aye: Dunekacke, Gehle, and Kunckel. Motion was unanimously approved. (Copy of policy with changes attached to official minutes.)

First Round Approval of Changes to Board Policy 8062

A motion for first round approval of changes to Board Policy 8062; Capital Construction; Program Statements was recommended by the committee the full Board, which unanimously approved the motion. Voting aye: Bieganski, Harouff, Roskens, Suarez and Teahon. Voting nay: None. Student Opinion aye: Dunekacke, Gehle, and Kunckel. Motion was unanimously approved. (Copy of policy with changes attached to official minutes.)

Approve Use of Capital Improvement Fee Funds – WSC

A motion to approve the use of up to \$150,000 of capital improvement fee funds for LB 309 match on Carhart Science 3<sup>rd</sup> Floor HVAC project was recommended by the committee to the full Board, which unanimously approved the motion. Voting aye: Bieganski, Harouff, Roskens, Suarez and Teahon. Voting nay: None. Student Opinion aye: Dunekacke, Gehle, and Kunckel. Motion was unanimously approved.

Authorize Chancellor to Sign Peterson HVAC and Commons Project Contracts – WSC

A motion to authorize the Chancellor to sign the Peterson HVAC and Commons Project construction contracts for Wayne State College was recommended by the committee to the full Board, which unanimously approved the motion. Voting aye: Bieganski, Harouff, Roskens, Suarez and Teahon. Voting nay: None. Student Opinion aye: Dunekacke, Gehle, and Kunckel. Motion was unanimously approved.

**ITEMS FOR INFORMATION AND DISCUSSION**

**Academic, Personnel & Student Affairs**

Quantitative Academic Reports

The annual Quantitative Academic Report provided Board members with a status of all undergraduate and graduate programs. The report identified the number of graduates on average for the past five years by major, and the average number of student credit hours provided by full-time equivalent faculty assigned by department. (Copies are attached to the official minutes.)

College Diversity Plans

Board members reviewed the diversity plans submitted by the colleges. (Copies are attached to the official minutes.)

### Collective Bargaining Update

An update on the progress of collective bargaining was provided to the Board in executive session.

### Voluntary System of Accountability/College Portrait Report

The colleges have met the current reporting requirements. College specific sites are available for review at [www.collegeportraits.org](http://www.collegeportraits.org).

### Update on Faculty College

The third "Faculty College" will be held at Chadron State May 18 through May 20, 2009 and the theme will be the "First Three Years and Beyond". Chancellor Carpenter stressed the importance of faculty attendance from Peru and Wayne and asked the administrations at PSC & WSC to think creatively about how to encourage attendance.

## **Enrollment and Marketing**

### 2009 Board of Trustees' Scholarship Report

Sheri Irwin-Gish, Associate Vice Chancellor for Communications, Marketing & System Relations, reported that the System Office had received 135 Board of Trustees' scholarship applications as of January 12, 2009.

### Governor's Opportunity Award Report

This is the first year for this award which reflects a partnership between the NSCS and Governor Dave Heinemann. One incoming freshman at each college will receive a scholarship for 2009-2010. The System Office received 144 applications. Of that number, 34 were for Chadron, 17 for Peru and 90 for Wayne. The scholarship will provide half-tuition, more than \$7,000 in four years, at our colleges.

### 2009-10 Davis-Chambers Scholarship

The Davis-Chambers Scholarship was created to recognize academically promising students who often find that financial requirements of postsecondary education are a major obstacle. The renewable scholarship is provided through the Nebraska State College System for transfers from Nebraska Community Colleges. The scholarship includes full-tuition, room, board, fees, and other expenses. The deadline for applications is March 1.

### 2009 Scholarship Luncheon

Board of Trustee scholars, Governor's Award recipients and Davis-Chambers scholars (115 students) have been invited to an NSCS Scholarship Luncheon. The luncheon will be held at Hillcrest Country Club Friday, March 27 from 12:00 p.m. – 1:30 p.m. NSCS representatives have also been invited. Governor Heineman has agreed to attend and speak to the group.

### Student Trustees' Selection

Randy Rhine, CSC; Michaela Willis, PSC and Curt Frye, WSC will coordinate the 2009-10 Student Trustees' nomination process at their respective colleges. The applications are due to the NSCS Office Friday, February 13. Governor Heineman will choose the new student trustees in March.

### Senators' Reception Dates

The 2009 Senators' Reception was held following the NSCS Board meeting Tuesday, January 13 from 4-7 p.m. at The Ferguson Center. The Chadron State Foundation sponsored the event. The date for next year's reception is Tuesday, January 12, 2010. The Peru State Foundation is scheduled to be next year's sponsor.

## **Fiscal and Facilities**

### Grant Applications and Awards

The following grant applications and awards were presented to the Board for information.

#### Chadron Applications

- CSC Alternative Break and Service-Learning Program (Midwest Consortium for Service Learning in Higher Education) -- \$8,500
- Nature Explore Outdoor Learning Environment (The Nebraska Environmental Trust – PIE Mini Grant) -- \$2,468

#### Wayne Applications

- IdeA Networks of Biomedical Research Excellence (INBRE) (National Institutes of Health through the University of Nebraska Medical Center) -- \$748,030
- Language Arts Festival 2009 (Nebraska Humanities Council) -- \$1,440
- NAS Student Presentations 2009 (The Nebraska Academy of Sciences) -- \$2,000

#### Wayne Awards

- HHS Prevention Mini-Grant for FY09 (Health & Human Services through Region 4 Behavioral Health System) -- \$14,000
- Wayne State College Food Pantry (Nebraska Minority Public Health Association) -- \$500

### Contracts and Change Orders

The following contracts and change orders were presented to the Board for information.

#### NSCS Office Contract

- Public relations and communication services – Not to exceed \$5,000

#### Peru State Contract

- AD Majors Sewer Repair and Reroute – (design sanitary sewer replacement and construction administration) - \$7,090

#### Wayne State Contracts

- 1308 Walnut Street Property – (demolition) - \$7,800
- Hahn Administration Building – (install new ceiling tile & grid) - \$3,330
- Rice Auditorium – (repair sidewalk on east side of auditorium) - \$4,415



- Campus Services Building – (prep & pour slab for salt/gravel storage bunker) - \$3,165
- Hahn Administration Building – (install carpeting in display cases) - \$590
- Hahn Administration Building – (construct office in Room 302) - \$19,450
- Morey Hall – (remodel RD apartment and guest room bath) - \$4,480
- College Center – (additional civil engineering services) - \$1,957.89
- College Center – (additional professional services for College Store design) - \$1,150

#### Chadron State Change Orders

- Residence Halls – (#1 reduce storage capacity from 18TB to 9TB; add performance bond) – (\$8,458 deduct)
- Residence Halls – (#2 completion date moved to 11/29/08) – (N/A)
- Residence Halls – (#3 completion date moved to 12/31/08 and add 5 cameras) - \$8,008.45
- Administration Building – (#3 omit floor drain, infill raceway, additional subfloor prep and trim) - \$4,747.60
- Nelson Physical Activity Center – (#2 install two steam heat exchanger valves) - \$5,000

#### Peru State Change Orders

- Al Wheeler Activity Center – (#026 add fire alarm, electrical for batting cage, expansion plate cover) - \$5,275
- Al Wheeler Activity Center – (#027 remove cap on floor drain, add door closers) - \$3,340
- Al Wheeler Activity Center – (#028 change to exterior rated pair cabling, change weight room dr swing) - \$4,024
- Al Wheeler Activity Center – (#029 change railing and add railing at retaining wall) - \$5,833
- Al Wheeler Activity Center – (#030 fire alarm modification per Fire Marshall, modify framing) - \$17,837

#### Wayne State Change Orders

- Bowen Hall – (#1 general construction) - \$14,237.29
- Rice Auditorium & Stadium – (#1 general construction) – (\$6,956 deduct)

### Governor's Budget Recommendations

Governor Heineman was scheduled to deliver his State of the State message on January 15. The Chancellor will provide an update to the Board as soon as the proposed budget was released.

### Physical Plant Status Reports

Physical plant status reports from each college not requiring Board approval were reported for information. (Copies are attached to the official minutes.)

## MISCELLANEOUS ACTION AND INFORMATION ITEMS

### Chancellor's Report

Chancellor Carpenter reported discussions were in progress within the NSCS to develop a plan to deal with the impact of the economic downturn. It is possible that some dramatic changes will need to be considered before the current economic crisis abates.

Chancellor Carpenter shared that NAPE/AFSCME negotiations had been settled. The NSCPA (professional staff) and SCEA (faculty) unions will in all likelihood go to special master for resolution.

Chancellor Carpenter further noted the PSC presidential search was progressing well. College interviews were scheduled for January 26 and 27 and interviews with the Board are scheduled for January 28 at Lied Lodge in Nebraska City.

### Presidents' Reports

CSC President Park reported on the "Back on Track" program. The program is for first-year students who receive notice they are on academic probation because of their fall grades. The students are required to attend an all-day workshop and counseling sessions the Friday before classes begin in the spring. Thirty-two students attended the first session.

WSC President Collings reported on the high academic achievement of most of the athletes enrolled at Wayne State. Twenty five student athletes were named to the Northern Sun Conference All-Academic Team for Fall 2008. One of the keys to the WSC student-athlete success is the Athletic Academic Program (AAP). Athletes with a 2.25 GPA or lower, transfers and freshmen are required to attend classes offered through the Athletic Academic Program.

PSC Vice President for Academic Affairs, Todd Drew reported on the student academic competitions held annually at PSC. Online Business Policy students ranked first (tying with seven other schools) in a business simulation called *Business Strategy Game* which brought international attention to the students and PSC. Two Phi Beta Lambda (PBL) members from PSC earned high honors at the association's National Leadership Conference in Atlanta. Other honors achieved included a student being named Nebraska's national "Who's Who" honor in the Future Business Executive category at PBL. PSC's PBL chapter was recognized as one of the top chapters in the Mountain Plains Region, and two senior science students conducted independent research and defended the research to judges from PSC, UNO, Creighton University, Nebraska Medical Center and College of Saint Mary. All of these academic successes lend credibility and distinction to PSC's academic programs.

### Student Trustees' Reports

WSC Student Trustee Gehle reported on the activities occurring at Wayne. The semester had started off as usual with all students getting back into the routine of classes and reuniting with friends.

CSC Student Trustee Kunckel reported that students were excited to begin the new semester.

PSC Student Trustee Dunekacke reported that many of the student athletes at Peru had been honored as scholar athletes in the NAIA athletic division. The Campus Activities Board (CAB) had collected donations of coats, hats and gloves before Christmas. All donations had been distributed to needy youth in the Peru area over the holidays.

Chancellor Carpenter noted the February 27, 2009 Board of Trustees meeting location would be changed from Lincoln to Peru, if the presidential search was successful.

Next Meeting

The next regularly scheduled meeting of the NSCS Board of Trustees will be held at Peru State College February 27, 2009.

**ADJOURNMENT** -- The meeting was adjourned at 2:35 p.m.

Respectfully submitted,

Stan Carpenter  
Chancellor

Persons interested in source documents relating to the above agenda items may consult the Board Book for this meeting kept on file in the Nebraska State Colleges System Office in Lincoln.

**NEBRASKA STATE COLLEGE SYSTEM  
BOARD OF TRUSTEES**

**MINUTES OF JANUARY 28, 2009 SPECIAL MEETING**

---

A special meeting of the Board of Trustees of the Nebraska State College System was held at Lied Lodge Conference Center, Nebraska City, Nebraska on Wednesday, January 28, 2009.

In compliance with the provisions of Neb. Rev. Stat. Section 84-1411, printed notice of this meeting was mailed to each member of the Board of Trustees. In addition, copies of such notice were sent to the Presidents of the State Colleges, Associated Press, and selected Nebraska newspapers. We, each of us, hereby acknowledge due and sufficient service to the above, the foregoing notice of the time and place and object of said meeting, and agree to meet in said meeting at the time and place presented.

Board members present:

Gary Bieganski, Chadron  
Marge Haourff, Lincoln  
Cap Peterson, Wayne  
Bill Roskens, Omaha  
Michelle Suarez, Lincoln

NSC Staff, present:

Stan Carpenter, Chancellor  
Kristin Petersen, General Counsel & Vice Chancellor for Employee Relations  
Lynne Olson, Administrative Assistant to the Chancellor

Others present

Daniel & Elaine Hanson

**CALL TO ORDER—BUSINESS MEETING**

Board Chair Roskens called the business meeting to order at 8:32 a.m.

A motion was made by Trustee Suarez and seconded by Trustee Peterson to move into executive session to discuss personnel issues and interview the PSC presidential candidate.

The Board of Trustees and Chancellor Carpenter conducted an interview with the PSC presidential candidate. No decisions were made.

A motion was made by Trustee Peterson and Seconded by Trustee Bieganski to move out of executive session at 11:16 p.m. No action was taken.

Next Meeting

The next regularly scheduled meeting of the NSC Board of Trustees will be held at Lincoln, Nebraska on February 27, 2009.

**ADJOURNMENT** -- The meeting was adjourned at 11:16 a.m.

Respectfully submitted,

Stan Carpenter  
Chancellor

Persons interested in source documents relating to the above agenda items may consult the Board Book for this meeting kept on file in the Nebraska State College System Office in Lincoln.

**Academic, Personnel & Student Affairs Committee**

*Gary Bieganski, Chair*  
*Marge Harouff*  
*Taylor Dunekacke*

February 27, 2009

---

**ACTION:                   Accept Report of Personnel Actions**

Priority: Educational Excellence Throughout the System  
Goal:   3.   Recruit, retain and invest in excellent faculty and staff

---

Board Policy 5021 states that all full-time (0.75 FTE or more) and part-time (less than .75 FTE) personnel appointments, overload assignments and summer school contract extensions be approved by the Presidents and reported to the Chancellor. The Board is asked to review and accept this report to establish a record of such action.

**REPORT OF PERSONNEL ACTIONS TO THE CHANCELLOR**

**COLLEGE: Chadron State College**

**MEETING DATE: February 27, 2009**

<b>RANKED FACULTY</b> (FULL-TIME/.75 FTE OR MORE)								
Name	Title/Assignment	Rank	Salary	Funding Source	Period of Employment	FTE	Reason for Action	Type of Appointment
Dickinson, Zane	Arts & Sciences; English & Humanities	Assistant Professor	57,382.00 AY	State	08/27/1984 - 06/30/2009	1.00	Retirement; Voluntary Retirement Settlement Program	N/A

**REPORT OF PERSONNEL ACTIONS TO THE CHANCELLOR**

**COLLEGE: Chadron State College**

**MEETING DATE: February 27, 2009**

<b>NON-UNIONIZED PROFESSIONAL STAFF</b> (FULL TIME/.75 FTE OR MORE)								
Name	Title/Assignment	Rank	Salary	Funding Source	Period of Employment	FTE	Reason for Action	Type of Appointment
Bright, Don	Administration & Finance; Interim, NESIS Change Manager	NA	19,262.00 (45,000.00) FY	State	01/28/2009 - 06/30/2009	1.00	New Appointment	Special; Interim
Reiners, John	Athletics; Head Track & Field Coach	NA	42,116.00 FY	State	08/22/1997 - 01/31/2009	0.83	Resignation	N/A



**REPORT OF PERSONNEL ACTIONS TO THE CHANCELLOR**

**COLLEGE: Chadron State College**

**MEETING DATE: February 27, 2009**

<b>RANKED FACULTY</b>								
<b>(OVERLOAD AND SUMMER SCHOOL APPOINTMENTS)</b>								
Name	Title/Assignment	Rank	Salary	Funding Source	Period of Employment	FTE	Reason for Action	Type of Appointment
Blundell, Patricia	EHPCP&SW; Education	Professor	1,247.76 AY	State	01/01/2009 - 01/31/2009	NA	Correspondence Courses	Special
Brammer, Dawn	EHPCP&SW; Health, Physical Education & Recreation	Instructor	2,741.49 AY	State	01/01/2009 - 01/31/2009	NA	Correspondence Courses	Special
Burke, Ron	BEAMS; Business & Economics	Professor	219.78 AY	State	01/01/2009 - 01/31/2009	NA	Correspondence Courses	Special
Carnot, Mary Jo	EHPCP&SW; Counseling, Psychology & Social Work	Associate Professor	465.54 AY	State	01/01/2009 - 01/31/2009	NA	Correspondence Courses	Special
Carnot, Mary Jo	EHPCP&SW; Counseling, Psychology & Social Work	Associate Professor	234.17 AY	State	01/12/2009 - 05/08/2009	NA	Enrollment over 30	Special
Carnot, Mary Jo	EHPCP&SW; Counseling, Psychology & Social Work	Associate Professor	1,500.00 AY	State	08/25/2008 - 12/19/2008	NA	Online Course Development	Special
Cary, Phil	BEAMS; Mathematical Sciences	Associate Professor	532.08 AY	State	01/01/2009 - 01/31/2009	NA	Correspondence Courses	Special
Cary, Phil	BEAMS; Mathematical Sciences	Associate Professor	117.09 AY	State	01/01/2009 - 01/31/2009	NA	Course Challenge	Special
Cary, Phil	BEAMS; Mathematical Sciences	Associate Professor	1,233.66 AY	State	08/25/2008 - 12/19/2008	NA	Independent Studies	Special
Cavin, Scott	Arts & Sciences; Visual & Performing Arts	Assistant Professor	936.68 AY	State	08/25/2008 - 12/19/2008	NA	Independent Studies	Special
Dickinson, Zane	Arts & Sciences; English & Humanities	Assistant Professor	1,195.25 AY	State	01/01/2009 - 01/31/2009	NA	Correspondence Courses	Special
Gaudet, Laura	EHPCP&SW; Counseling, Psychology & Social Work	Professor	6,478.59 AY	State	01/01/2009 - 01/31/2009	NA	Correspondence Courses	Special
Gaudet, Laura	EHPCP&SW; Counseling, Psychology & Social Work	Professor	4,500.00 AY	State	08/25/2008 - 12/19/2008	NA	Online Course Development (3 courses)	Special
Hunn, Lorie	EHPCP&SW; Education	Assistant Professor	78.06 AY	State	08/25/2008 - 12/19/2008	NA	Independent Studies	Special

**REPORT OF PERSONNEL ACTIONS TO THE CHANCELLOR**

**COLLEGE: Chadron State College**

**MEETING DATE: February 27, 2009**

<b>RANKED FACULTY (OVERLOAD AND SUMMER SCHOOL APPOINTMENTS)</b>								
Name	Title/Assignment	Rank	Salary	Funding Source	Period of Employment	FTE	Reason for Action	Type of Appointment
Hyer, Joel	Arts & Sciences; Social Sciences	Associate Professor	8,273.03 AY	State	01/01/2009 - 01/31/2009	NA	Correspondence Courses	Special
Hyer, Joel	Arts & Sciences; Social Sciences	Associate Professor	1,062.30 AY	State	08/25/2008 - 12/19/2008	NA	Independent Studies	Special
Jackson, Allen	EHPCP&SW; Health, Physical Education & Recreation	Assistant Professor	1,836.18 AY	State	01/01/2009 - 01/31/2009	NA	Correspondence Courses	Special
Kirsch, Kathleen	Arts & Sciences; Communication Arts	Associate Professor	1,500.00 AY	State	08/25/2008 - 12/19/2008	NA	Online Course Development	Special
Knight, Robert	Arts & Sciences; Social Sciences	Assistant Professor	307.69 AY	State	01/01/2009 - 01/31/2009	NA	Correspondence Courses	Special
Leite, Michael	Arts & Sciences; Physical & Life Sciences	Professor	1,995.17 AY	State	01/01/2009 - 01/31/2009	NA	Correspondence Courses	Special
Lockwood, Catherine	Arts & Sciences; Social Sciences	Professor	5,355.00 AY	Grant	11/01/2008 - 12/31/2008	NA	Grant Administration	Special
Madsen, Kim	BEAMS; Applied Sciences	Professor	931.08 AY	State	01/01/2009 - 01/31/2009	NA	Correspondence Courses	Special
Marshall, Peggy	EHPCP&SW; Education	Instructor	219.78 AY	State	01/01/2009 - 01/31/2009	NA	Correspondence Courses	Special
Mays, Roger	Arts & Sciences; Visual & Performing Arts	Professor	546.40 AY	State	08/25/2008 - 12/19/2008	NA	Independent Studies	Special
Morgan, Jeff	Arts & Sciences; Social Sciences	Assistant Professor	234.17 AY	State	08/25/2008 - 12/19/2008	NA	Independent Studies	Special
Petersen, Ann	EHPCP&SW; Education	Associate Professor	78.06 AY	State	08/25/2008 - 12/19/2008	NA	Independent Studies	Special
Ritzen, Donna	EHPCP&SW; Health, Physical Education & Recreation	Assistant Professor	775.90 AY	State	01/01/2009 - 01/31/2009	NA	Correspondence Courses	Special
Ritzen, Donna	EHPCP&SW; Health, Physical Education & Recreation	Assistant Professor	468.34 AY	State	08/25/2008 - 12/19/2008	NA	Independent Studies	Special
Ritzen, Scott	EHPCP&SW; Health, Physical Education & Recreation	Professor	2,524.00 AY	State	12/22/2008 - 01/02/2009	0.10	Overload	Special

**REPORT OF PERSONNEL ACTIONS TO THE CHANCELLOR**

**COLLEGE: Chadron State College**

**MEETING DATE: February 27, 2009**

<b>RANKED FACULTY (OVERLOAD AND SUMMER SCHOOL APPOINTMENTS)</b>								
Name	Title/Assignment	Rank	Salary	Funding Source	Period of Employment	FTE	Reason for Action	Type of Appointment
Stack, Robert	BEAMS; Mathematical Sciences	Professor	693.46 AY	State	01/01/2009 - 01/31/2009	NA	Correspondence Courses	Special
Stack, Robert	BEAMS; Mathematical Sciences	Professor	78.06 AY	State	08/25/2008 - 12/19/2008	NA	Independent Studies	Special
Stewart, Deborah	EHPCP&SW; Counseling, Psychology & Social Work	Associate Professor	936.66 AY	State	08/25/2008 - 12/19/2008	NA	Independent Studies	Special
Tucker, Deane	Arts & Sciences; English & Humanities	Professor	78.06 AY	State	08/25/2008 - 12/19/2008	NA	Independent Studies	Special
Vogl, Michael	BEAMS; Mathematical Sciences	Assistant Professor	234.17 AY	State	08/25/2008 - 12/19/2008	NA	Independent Studies	Special
Wada, Jamie	Arts & Sciences; Justice Studies	Assistant Professor	234.17 AY	State	08/25/2008 - 12/19/2008	NA	Independent Studies	Special
Watt, Don	EHPCP&SW; Health, Physical Education & Recreation	Professor	3,486.00 AY	State	12/22/2008 - 01/02/2009	0.10	Overload	Special
Weedon, Ron	Arts & Sciences; Physical & Life Sciences	Professor	234.17 AY	State	08/25/2008 - 12/19/2008	NA	Independent Studies	Special
Wentworth, Beth	BEAMS; Mathematical Sciences	Assistant Professor	2,597.16 AY	State	01/12/2009 - 05/08/2009	0.10	Overload	Special

**REPORT OF PERSONNEL ACTIONS TO THE CHANCELLOR**

**COLLEGE: Chadron State College**

**MEETING DATE: February 27, 2009**

<b>NON-RANKED FACULTY</b>								
<b>(PART-TIME/LESS THAN .75 FTE)</b>								
Name	Title/Assignment	Rank	Salary	Funding Source	Period of Employment	FTE	Reason for Action	Type of Appointment
Aimone, Michael	EHPCP&SW; Graduate Assistant	NA	3,000.00 AY	State	01/12/2009 - 05/08/2009	0.25	Appointment	Special
Bernhardt, Sarah	EHPCP&SW; Counseling, Psychology & Social Work	Adjunct Instructor	2,100.00 AY	State	01/12/2009 - 05/08/2009	0.10	Special Appointment	Special
Case, Robert	EHPCP&SW; Graduate Assistant	NA	6,000.00 AY	State	08/22/2008 - 12/19/2008	0.25	Resignation	N/A
Chenette, Vikki	EHPCP&SW; Education	Adjunct Instructor	2,100.00 AY	State	01/12/2009 - 05/08/2009	0.10	Special Appointment	Special
Coates, Charollene	EHPCP&SW; Education	Adjunct Instructor	1,050.00 AY	State	01/12/2009 - 05/08/2009	0.05	Special Appointment	Special
Collins, Valerie	EHPCP&SW; Education	Adjunct Instructor	2,100.00 AY	State	01/12/2009 - 05/08/2009	0.10	Special Appointment	Special
Coone, Jan	Extended Campus Programs	NA	930.84 AY	State	01/01/2009 - 01/31/2009	NA	Online Courses	Special
Deutsch, Jeffrey	BEAMS; Business & Economics	Adjunct Instructor	2,100.00 AY	State	03/16/2009 - 05/08/2009	0.10	Special Appointment	Special
Dickinson, LaVida	Arts & Sciences; Communication Arts	Adjunct Instructor	2,100.00 AY	State	01/12/2009 - 05/08/2009	0.10	Special Appointment	Special
Evans, Evan	BEAMS; Business & Economics	Adjunct Instructor	4,200.00 AY	State	03/16/2009 - 05/08/2009	0.20	Special Appointment	Special
Follis, Nikki	BEAMS; Business & Economics	Adjunct Instructor	2,100.00 AY	State	03/16/2009 - 05/08/2009	0.10	Special Appointment	Special
Harlan, Jason	EHPCP&SW; Graduate Assistant	NA	6,000.00 AY	State	08/22/2008 - 12/19/2008	0.25	Resignation	N/A
Hoensch, Uhlrich	BEAMS; Mathematical Sciences	Adjunct Instructor	4,200.00 AY	State	01/12/2009 - 05/08/2009	0.20	Special Appointment	Special
Holmes, Georgia	Arts & Sciences; Physical & Life Sciences	Adjunct Instructor	1,400.00 AY	State	01/12/2009 - 05/08/2009	0.07	Special Appointment	Special
Hytrek, Anthony J	EHPCP&SW; Education	Adjunct Instructor	4,200.00 AY	State	01/12/2009 - 05/08/2009	0.20	Special Appointment	Special
Jolovich, Ed	EHPCP&SW; Education	Adjunct Instructor	7,700.00 AY	State	01/12/2009 - 05/08/2009	0.37	Special Appointment	Special

**REPORT OF PERSONNEL ACTIONS TO THE CHANCELLOR**

**COLLEGE: Chadron State College**

**MEETING DATE: February 27, 2009**

<b>NON-RANKED FACULTY</b>								
<b>(PART-TIME/LESS THAN .75 FTE)</b>								
Name	Title/Assignment	Rank	Salary	Funding Source	Period of Employment	FTE	Reason for Action	Type of Appointment
Jones, Kalan	EHPCP&SW; Graduate Assistant	NA	3,000.00 AY	State	01/12/2009 - 05/08/2009	0.25	Appointment	Special
Lacy, Kirk	Arts & Sciences; Communication Arts	Adjunct Instructor	2,100.00 AY	State	01/12/2009 - 05/08/2009	0.10	Special Appointment	Special
Lambert, Michelle	Arts & Sciences; Music	Adjunct Instructor	1,400.00 AY	State	01/12/2009 - 05/08/2009	0.07	Special Appointment	Special
Littrel, Tammi	Arts & Sciences; Social Sciences	Adjunct Instructor	8,400.00 AY	State	01/12/2009 - 05/08/2009	0.40	Special Appointment	Special
Margetts, Colleen	Arts & Sciences; Music	Adjunct Instructor	2,100.00 AY	State	01/12/2009 - 05/08/2009	0.10	Special Appointment	Special
McDonough, Ryan	EHPCP&SW; Graduate Assistant	NA	3,000.00 AY	State	01/12/2009 - 05/08/2009	0.25	Appointment	Special
McGlenn, Andrew	EHPCP&SW; Graduate Assistant	NA	6,000.00 AY	State	08/22/2008 - 12/19/2008	0.25	Resignation	N/A
Miller, Ron	Extended Campus Programs	NA	232.77 AY	State	01/01/2009 - 01/31/2009	NA	Correspondence Course	Special
Milner, Ryan	EHPCP&SW; Health, Physical Education & Recreation	Adjunct Instructor	3,500.00 AY	State	01/12/2009 - 05/08/2009	0.17	Special Appointment	Special
Neuharth, Marvin	EHPCP&SW; Counseling, Psychology & Social Work	Adjunct Instructor	6,300.00 AY	State	01/12/2009 - 05/08/2009	0.30	Special Appointment	Special
Neuharth, Marvin	Extended Campus Programs	NA	688.80 AY	State	08/25/2008 - 12/19/2008	NA	Online Courses	Special
Pogue, Laura	BEAMS; Business & Economics	Adjunct Instructor	2,100.00 AY	State	03/16/2009 - 05/08/2009	0.10	Special Appointment	Special
Rickenbach, Michele	EHPCP&SW; Health, Physical Education & Recreation	NA	78.06 AY	State	08/25/2008 - 12/19/2008	NA	Independent Study	Special
Ruleaux, Don	Arts & Sciences; Visual & Performing Arts	Adjunct Instructor	2,100.00 AY	State	01/12/2009 - 05/08/2009	0.10	Special Appointment	Special
Sayaloune, Detsinh	BEAMS; Mathematical Sciences	Adjunct Instructor	2,100.00 AY	State	01/12/2009 - 05/08/2009	0.10	Special Appointment	Special

**REPORT OF PERSONNEL ACTIONS TO THE CHANCELLOR**

**COLLEGE: Chadron State College**

**MEETING DATE: February 27, 2009**

<b>NON-RANKED FACULTY</b>								
<b>(PART-TIME/LESS THAN .75 FTE)</b>								
Name	Title/Assignment	Rank	Salary	Funding Source	Period of Employment	FTE	Reason for Action	Type of Appointment
Seger, Russ	BEAMS; Applied Sciences	Adjunct Instructor	2,100.00 AY	State	01/12/2009 - 05/08/2009	0.10	Special Appointment	Special
Sharps, Nancy	Arts & Sciences; Visual & Performing Arts	Adjunct Instructor	1,400.00 AY	State	01/12/2009 - 05/08/2009	0.07	Special Appointment	Special
Smith, Robin	Extended Campus Programs	NA	295.20 AY	State	08/25/2008 - 12/19/2008	NA	Online Course	Special
Squier, Charles	EHPCP&SW; Education	Adjunct Instructor	2,100.00 AY	State	01/12/2009 - 05/08/2009	0.10	Special Appointment	Special
Squier, Cynthia	EHPCP&SW; Education	Adjunct Instructor	2,100.00 AY	State	01/12/2009 - 05/08/2009	0.10	Special Appointment	Special
Stephens, Lauren	Arts & Sciences; Music	Adjunct Instructor	931.00 AY	State	01/12/2009 - 05/08/2009	0.04	Special Appointment	Special
Stoner, Stephen	BEAMS; Business & Economics	Adjunct Instructor	4,200.00 AY	State	01/12/2009 - 05/08/2009	0.20	Special Appointment	Special
Thomas, Sarah	EHPCP&SW; Health, Physical Education & Recreation	Adjunct Instructor	2,100.00 AY	State	01/12/2009 - 05/08/2009	0.10	Special Appointment	Special
Tuffield, Michelle	EHPCP&SW; Graduate Assistant	NA	3,000.00 AY	State	01/12/2009 - 05/08/2009	0.25	Appointment	Special
Twiford, Jenne	EHPCP&SW; Education	Adjunct Instructor	3,150.00 AY	State	01/12/2009 - 05/08/2009	0.15	Special Appointment	Special
Waugh, Barbara	BEAMS; Mathematical Sciences	Adjunct Instructor	2,800.00 AY	State	01/12/2009 - 05/08/2009	0.13	Special Appointment	Special
Wess, Roger	EHPCP&SW; Education	Adjunct Instructor	2,100.00 AY	State	01/12/2009 - 05/08/2009	0.10	Special Appointment	Special
White, Jacqueline	BEAMS; Mathematical Sciences	Adjunct Instructor	2,800.00 AY	State	01/12/2009 - 05/08/2009	0.13	Special Appointment	Special
Wilkinson, Kevin	EHPCP&SW; Education	Adjunct Instructor	1,400.00 AY	State	01/12/2009 - 05/08/2009	0.07	Special Appointment	Special
Wright, Ottley	EHPCP&SW; Health, Physical Education & Recreation	Adjunct Instructor	2,100.00 AY	State	01/12/2009 - 05/08/2009	0.10	Special Appointment	Special

**REPORT OF PERSONNEL ACTIONS TO THE CHANCELLOR**

**COLLEGE: Chadron State College**

**MEETING DATE: February 27, 2009**

<b>UNIONIZED SUPPORT STAFF</b> (FULL-TIME/.75 FTE OR MORE)								
Name	Title/Assignment	Rank	Salary	Funding Source	Period of Employment	FTE	Reason for Action	Type of Appointment
Crawford, Carla	Physical Facilities; Custodian	NA	2,176.83 MO	Revenue Bond	08/29/1990 - 06/30/2009	1.00	Voluntary Retirement Settlement Program	N/A
James, Casey	Physical Facilities; Maintenance Repair Worker III	NA	2,191.00 MO	State / Revenue Bond	1/16/2009	1.00	New Appointment; Replaces Steve Weber	Probationary
Shepardson, Kevin	Physical Facilities; Custodian	NA	1,540.42 MO	State	07/03/2006 - 01/29/2009	1.00	Termination	N/A
Vines, Chris	Physical Facilities; Custodian	NA	1,481.17 MO	State	03/05/2007 - 01/09/2009	1.00	Resignation	N/A
Weber, Steve	Physical Facilities; Maintenance Repair Worker III	NA	2,337.67 MO	State / Revenue Bond	06/27/2005 - 01/07/2009	1.00	Resignation	N/A
Weber, Steve	Physical Facilities; Maintenance Repair Worker I	NA	1,788.67 MO	State	1/8/2009	1.00	New Appointment; Replaces Wes Novy	Probationary

**REPORT OF PERSONNEL ACTIONS TO THE CHANCELLOR****COLLEGE: Peru State College****MEETING DATE: February 27, 2009**

<b>RANKED FACULTY</b> (FULL-TIME / .75 FTE OR MORE)								
Name	Title/Assignment	Rank	Salary	Funding Source	Effective Date	FTE	Reason for Change	Type of Appointment:
Kunkel, Margaret	School of Education	Assistant Professor	\$47,237 pro-rated	State	01/12/09-05/09/09	1 AY	Return to faculty position	Probationary Tenure Track
Nies, Kristi	School of Arts and Sciences	Instructor	\$40,290 pro-rated	State	01/12/09-05/09/09	1 AY	Appointment	Specific, Non-Tenure Track
Wood, Zoon	School of Arts and Sciences	Instructor	\$40,290 pro-rated	State	01/12/09-05/09/09	1 AY	Appointment	Specific, Non-Tenure Track



**REPORT OF PERSONNEL ACTIONS TO THE CHANCELLOR**

**COLLEGE:** Peru State College

**MEETING DATE:** February 27, 2009

<b>UNIONIZED PROFESSIONAL STAFF (FULL-TIME / .75 FTE OR MORE)</b>								
Name	Title/Assignment	Rank	Salary	Funding Source	Effective Date	FTE	Reason for Change	Type of Appointment:
Bowen, Tessa Dunlap	Coordinator of Instruction Resources	N/A	\$35,000 pro-rated	State	09/03/08-01/16/09	1 FY	Resignation	N/A
Melvin, Brent	Athletic Trainer - School of Education	N/A	\$700/cr.hr. for 10 or more students; \$70/student/cr.hr. if allowed to meet with fewer than 10	State	01/12/09-05/08/09	.10 AY	PE 215-00A, PE 215-00B, PE 215-00C (1 cr.hr. each)	Special, Temporary

**REPORT OF PERSONNEL ACTIONS TO THE CHANCELLOR**

**COLLEGE: Peru State College**

**MEETING DATE: February 27, 2009**

<b>NON-UNIONIZED PROFESSIONAL STAFF (FULL-TIME / .75 FTE OR MORE)</b>								
Name	Title/Assignment	Rank	Salary	Funding Source	Effective Date	FTE	Reason for Change	Type of Appointment:
Clifton, LeeAnn	Payroll/Benefits Manager-Interim	N/A	\$28,000 pro-rated	State	01/12/09-06/30/09	1 FY	New Appointment	Special
Jacobsen, Jay	Assistant to the President for Technology	N/A	\$70,084	State	09/03/96-06/15/09	1 FY	Retirement	N/A
Jacobsen, Linda	Vice President for Administration and Finance	N/A	\$107,693	State	09/01/96-06/15/09	1 FY	Early Retirement Incentive Plan	N/A
Katen, Troy	Head Men's Basketball Coach - School of Education	N/A	\$700/cr.hr. for 10 or more students; \$70/student/cr.hr. if allowed to meet with fewer than 10	State	01/12/09-05/08/09	.03 AY	PE 104-00A	Special
Kunkel, Margaret	Interim Athletic Director	N/A	\$7,790.50	State	01/12/09-03/31/09	N/A	Continuing A.D. Duties	Special, Interim
Lind, Diana	Director of Financial Aid	N/A	\$55,429	State	06/01/99-02/02/09	1 FY	Resignation	N/A
Rippe, Patricia	Director of Field Studies - School of Education	N/A	\$800, Online Course Development, SPED 465 (2 cr.hrs.)	State	01/31/09	N/A	Stipend	Special
Rippe, Patricia	Director of Field Studies - School of Education	N/A	\$50/student/cr.hr. to 10; \$34/student/cr.hr. for 11 and above	State	01/12/09-03/06/09	.07 AY	SPED 465-49X	Special
Schneider, Steve	Athletic Director	N/A	\$73,000 pro-rated	State	04/01/09-06/30/09	1 FY	New Appointment	Special

**REPORT OF PERSONNEL ACTIONS TO THE CHANCELLOR**

**COLLEGE: Peru State College**

**MEETING DATE: February 27, 2009**

<b>NON-RANKED FACULTY (PART-TIME / LESS THAN .75 FTE)</b>								
Name	Title/Assignment	Rank	Salary	Funding Source	Effective Date	FTE	Reason for Change	Type of Appointment:
Albert, Allan	School of Education	N/A	\$50/student/cr.hr. to 10; \$34/student/cr.hr. for 11 and above	State	03/16/09-05/08/09	.10 AY	EDUC 434-49Y	Special, Part-time
Bennett, Pamela	School of Professional Studies	N/A	\$700/cr.hr. for 10 or more students; \$70/student/cr.hr. if allowed to meet with fewer than 10	State	01/12/09-05/08/09	.20 AY	PSYC 250-00A (2 sections)	Special, Part-time
Benscoter, Andrew	School of Arts and Sciences	N/A	\$50/student/cr.hr. to 10; \$34/student/cr.hr. for 11 and above	State	01/12/09-05/08/09	.10 AY	ENG 202-49A	Special, Part-time
Cartagena, Teresa	School of Education	N/A	\$50/student/cr.hr. to 10; \$34/student/cr.hr. for 11 and above	State	01/12/09-05/08/09	.10 AY	EDUC 353-00Z	Special, Part-time
Davis, Andrew	School of Education	N/A	\$700/cr.hr. for 10 or more students; \$70/student/cr.hr. if allowed to meet with fewer than 10	State	01/12/09-05/08/09	.03 AY	PE 117-00A	Special, Part-time
Drier, Libby	School of Education	N/A	\$50/student/cr.hr. to 10; \$34/student/cr.hr. for 11 and above	State	03/16/09-05/08/09; 03/16/09-05/08/09; 01/12/09-03/06/09	.27 AY	EDUC255-49Y; EDUC438-02Z; EDUC331-49X	Special, Part-time
Engel, Linda	School of Education	N/A	\$700/cr.hr. for 10 or more students; \$70/student/cr.hr. if allowed to meet with fewer than 10	State	01/12/09-05/08/09	.13 AY	EDUC301-00A; EDUC302-00A; EDUC 312-00A	Special, Part-time
Fritschle, Karen	School of Professional Studies	N/A	\$50/student/cr.hr. to 10; \$34/student/cr.hr. for 11 and above	State	01/12/09-03/06/09	.10 AY	BUS 348-49X	Special, Part-time

**REPORT OF PERSONNEL ACTIONS TO THE CHANCELLOR**

**COLLEGE: Peru State College**

**MEETING DATE: February 27, 2009**

<b>NON-RANKED FACULTY (PART-TIME / LESS THAN .75 FTE)</b>								
Name	Title/Assignment	Rank	Salary	Funding Source	Effective Date	FTE	Reason for Change	Type of Appointment:
Fudge, Stacy	School of Professional Studies	N/A	\$50/student/cr.hr. to 10; \$34/student/cr.hr. for 11 and above	State	01/12/09-03/06/09; 03/16/09-05/08/09	.20 AY	PSYC 121-49X; PSYC 121-49Y	Special, Part-time
Glasshoff, Wanda	School of Education	N/A	\$700/cr.hr. for 10 or more students; \$70/student/cr.hr. if allowed to meet with fewer than 10	State	01/12/09-03/06/09	.10 AY	EDUC 334-02A	Special, Part-time
Gosch, Robert	School of Arts and Sciences	N/A	\$50/student/cr.hr. to 10; \$34/student/cr.hr. for 11 and above	State	01/12/09-05/08/09	.10 AY	HIST 114-49A	Special, Part-time
Hayes, Daniel	School of Professional Studies	N/A	\$50/student/cr.hr. to 10; \$34/student/cr.hr. for 11 and above	State	03/16/09-05/08/09	.10 AY	CJUS 308-49Y	Special, Part-time
Hoehn, Jorja	School of Education	N/A	\$700/cr.hr. for 10 or more students; \$70/student/cr.hr. if allowed to meet with fewer than 10	State	01/12/09-05/08/09	.10 AY	PE 211-00A	Special, Part-time
Hoehn, Jorja	School of Education	N/A	\$50/student/cr.hr. to 10; \$34/student/cr.hr. for 11 and above	State	01/12/09-03/06/09; 01/12/09-03/06/09; 03/16/09-05/08/09	.20 AY	PE 101-49V; PE 101-49X; PE 101-49Y	Special, Part-time
Ingram, Beth	School of Education	N/A	\$50/student/cr.hr. to 10; \$34/student/cr.hr. for 11 and above	State	01/12/09-05/08/09	.10 AY	SPED 200-49X	Special, Part-time
Judkins, Laura	School of Education	N/A	\$50/student/cr.hr. to 10; \$34/student/cr.hr. for 11 and above	State	03/16/09-05/08/09	.10 AY	EDUC 331-49Y	Special, Part-time

**REPORT OF PERSONNEL ACTIONS TO THE CHANCELLOR**

**COLLEGE: Peru State College**

**MEETING DATE: February 27, 2009**

<b>NON-RANKED FACULTY (PART-TIME / LESS THAN .75 FTE)</b>								
Name	Title/Assignment	Rank	Salary	Funding Source	Effective Date	FTE	Reason for Change	Type of Appointment:
Judkins, Laura	School of Education	N/A	\$700/cr.hr. for 10 or more students; \$70/student/cr.hr. if allowed to meet with fewer than 10	State	01/12/09-05/08/09	.07 AY	EDUC 309-02A	Special, Part-time
Kearney, James	School of Arts and Sciences	N/A	\$50/student/cr.hr. to 10; \$34/student/cr.hr. for 11 and above	State	01/12/09-03/06/09; 03/16/09-05/08/09	.20 AY	HIST 113-49X; HIST 113-49Y	Special, Part-time
Knippelmeyer, Ryan	School of Education	N/A	\$50/student/cr.hr. to 10; \$34/student/cr.hr. for 11 and above	State	01/12/09-03/06/09	.10 AY	EDUC 300-49V	Special, Part-time
Kucera, Evan	School of Arts and Sciences	N/A	\$50/student/cr.hr. to 10; \$34/student/cr.hr. for 11 and above	State	03/16/09-05/08/09	.13 AY	ESCI 240-49Y	Special, Part-time
Lee, Chris	School of Arts and Sciences	N/A	\$50/student/cr.hr. to 10; \$34/student/cr.hr. for 11 and above	State	01/12/09-03/06/09; 03/16/09-05/08/09; 03/16/09-05/08/09	.30 AY	HIST 411-49X; HIST 114-49Y; HIST 202-49Y	Special, Part-time
Lotspeich, Patricia	School of Education	N/A	\$700/cr.hr. for 10 or more students; \$70/student/cr.hr. if allowed to meet with fewer than 10	State	01/12/09-05/08/09	.03 AY	EDUC 308-02A	Special, Part-time
Lundholm, Robert	School of Professional Studies	N/A	\$50/student/cr.hr. to 10; \$34/student/cr.hr. for 11 and above	State	01/12/09-05/08/09	.10 AY	BUS 339-49A	Special, Part-time
McKee, Stephanie	School of Education	N/A	\$700/cr.hr. for 10 or more students; \$70/student/cr.hr. if allowed to meet with fewer than 10	State	03/16/09-05/08/09; 01/12/09-03/06/09	.20 AY	EDUC403-02A; EDUC 327-02A	Special, Part-time

**REPORT OF PERSONNEL ACTIONS TO THE CHANCELLOR**

**COLLEGE: Peru State College**

**MEETING DATE: February 27, 2009**

<b>NON-RANKED FACULTY (PART-TIME / LESS THAN .75 FTE)</b>								
Name	Title/Assignment	Rank	Salary	Funding Source	Effective Date	FTE	Reason for Change	Type of Appointment:
Melvin, Vickie	School of Education	N/A	\$700/cr.hr. for 10 or more students; \$70/student/cr.hr. if allowed to meet with fewer than 10	State	01/12/09-05/08/09	.17 AY	PE 221-00A; PE 300-00A	Special, Part-time
Nedley-Newcomb, Jody	School of Professional Studies	N/A	\$50/student/cr.hr. to 10; \$34/student/cr.hr. for 11 and above	State	01/12/09-05/08/09	.10 AY	PSYC 121-49A	Special, Part-time
Odum, Jay	School of Professional Studies	N/A	\$50/student/cr.hr. to 10; \$34/student/cr.hr. for 11 and above	State	03/16/09-05/08/09	.10 AY	CJUS 385-49Y	Special, Part-time
Parks, Gregory	School of Professional Studies	N/A	\$50/student/cr.hr. to 10; \$34/student/cr.hr. for 11 and above	State	03/16/09-05/08/09	.10 AY	SOWK420-49Y	Special, Part-time
Robke, Gregg	Graduate Programs	N/A	\$60/student/cr.hr. to 12 students; \$710/cr.hr. for 13 students and above	State	04/23/09-04/24/09	.03 AY	INS 590-55A	Special, Part-time
Serfass, Cynthia	School of Education	N/A	\$50/student/cr.hr. to 10; \$34/student/cr.hr. for 11 and above	State	01/12/09-03/06/09	.10 AY	EDUC 305-49X	Special, Part-time
Sinkhorn, Keri	School of Arts and Sciences	N/A	\$50/student/cr.hr. to 10; \$34/student/cr.hr. for 11 and above	State	01/12/09-05/08/09	.10 AY	MATH 100-49A	Special, Part-time
Sinkhorn, Keri	School of Arts and Sciences	N/A	\$700/cr.hr. for 10 or more students; \$70/student/cr.hr. if allowed to meet with fewer than 10	State	01/12/09-05/08/09	.10 AY	MATH 112-00A	Special, Part-time
Thompson, Gary	School of Education	N/A	\$700/cr.hr. for 10 or more students; \$70/student/cr.hr. if allowed to meet with fewer than 10	State	01/12/09-05/08/09	.07 AY	EDUC301-02A; EDUC302-02A	Special, Part-time

**REPORT OF PERSONNEL ACTIONS TO THE CHANCELLOR**

**COLLEGE: Peru State College**

**MEETING DATE: February 27, 2009**

<b>NON-RANKED FACULTY (PART-TIME / LESS THAN .75 FTE)</b>								
Name	Title/Assignment	Rank	Salary	Funding Source	Effective Date	FTE	Reason for Change	Type of Appointment:
Tracy, Brenda	School of Education	N/A	\$50/student/cr.hr. to 10; \$34/student/cr.hr. for 11 and above	State	03/16/09-05/08/09	.10 AY	SPED 200-49Y	Special, Part-time
Unger, Jill	School of Education	N/A	\$700/cr.hr. for 10 or more students; \$70/student/cr.hr. if allowed to meet with fewer than 10	State	03/16/09-05/08/09; 01/12/09-03/06/09	.20 AY	EDUC326-02A; EDUC 328-02A	Special, Part-time
Vasiloff, Barbara	Graduate Programs	N/A	\$50/student/cr.hr. to 10; \$34/student/cr.hr. for 11 and above	State	03/16/09-05/08/09	.10 AY	EDUC 520-49Y	Special, Part-time
Weichel, Mark	Graduate Programs	N/A	\$50/student/cr.hr. to 10; \$34/student/cr.hr. for 11 and above	State	03/16/09-05/08/09	.10 AY	EDUC600-49W	Special, Part-time
Anderson, Marian	School of Education	N/A	\$2,713	State	01/12/09-05/08/09	.13 AY	Student Teacher Supervision	Special, Part-time
Baumbach, Lynda	School of Education	N/A	\$875	State	01/12/09-05/08/09	.04 AY	Student Teacher Supervision	Special, Part-time
Bennett, Shelby	School of Education	N/A	\$2,800	State	01/12/09-05/08/09	.13 AY	Student Teacher Supervision	Special, Part-time
Carnes, Gerald	School of Education	N/A	\$2,275	State	01/12/09-05/08/09	.11 AY	Student Teacher Supervision	Special, Part-time
Fenster, Rolland	School of Education	N/A	\$1,575	State	01/12/09-05/08/09	.07	Student Teacher Supervision	Special, Part-time
Fethkenher, Larry	School of Education	N/A	\$8,050	State	01/12/09-05/08/09	.38 AY	Student Teacher Supervision	Special, Part-time
Gleason, Steve	School of Education	N/A	\$700	State	01/12/09-05/08/09	.03 AY	Student Teacher Supervision	Special, Part-time

**REPORT OF PERSONNEL ACTIONS TO THE CHANCELLOR****COLLEGE: Peru State College****MEETING DATE: February 27, 2009**

<b>NON-RANKED FACULTY (PART-TIME / LESS THAN .75 FTE)</b>									
Name	Title/Assignment	Rank	Salary	Funding Source	Effective Date	FTE	Reason for Change	Type of Appointment:	
Hicks, Russ	School of Education	N/A	\$1,400	State	01/12/09-05/08/09	.07 AY	Student Teacher Supervision	Special, Part-time	
Hogue, Rita	School of Education	N/A	\$2,188	State	01/12/09-05/08/09	.10 AY	Student Teacher Supervision	Special, Part-time	
Kearney, James	School of Education	N/A	\$2,100	State	01/12/09-05/08/09	.10 AY	Student Teacher Supervision	Special, Part-time	
Lotspeich, Patricia	School of Education	N/A	\$1,400	State	01/12/09-05/08/09	.07 AY	Student Teacher Supervision	Special, Part-time	
Meyer, Della	School of Education	N/A	\$1,750	State	01/12/09-05/08/09	.08 AY	Student Teacher Supervision	Special, Part-time	
Porter, Judy	School of Education	N/A	\$4,200	State	01/12/09-05/08/09	.20 AY	Student Teacher Supervision	Special, Part-time	
Simpson, Ivan	School of Education	N/A	\$1,488	State	01/12/09-05/08/09	.07 AY	Student Teacher Supervision	Special, Part-time	
Stanford, Judy	School of Education	N/A	\$875	State	01/12/09-05/08/09	.04 AY	Student Teacher Supervision	Special, Part-time	
Thompson, Gary	School of Education	N/A	\$8,400	State	01/12/09-05/08/09	.40 AY	Student Teacher Supervision	Special, Part-time	
Yohe, Susan	School of Education	N/A	\$1,575	State	01/12/09-05/08/09	.07 AY	Student Teacher Supervision	Special, Part-time	



**REPORT OF PERSONNEL ACTIONS TO THE CHANCELLOR**

**COLLEGE:** Peru State College

**MEETING DATE:** February 27, 2009

<b>NON-UNIONIZED SUPPORT STAFF</b> (FULL-TIME / .75 FTE OR MORE)								
Name	Title/Assignment	Rank	Salary	Funding Source	Effective Date	FTE	Reason for Change	Type of Appointment:
Morris, Debra	Custodian	N/A	Additional \$665/month until notified services no longer needed	State	01/10/09	1 FY	Stipend for Continued Reassignment to Supervisory Duty	N/A

**REPORT OF PERSONNEL ACTIONS TO THE CHANCELLOR**

**COLLEGE: Wayne State College**

**MEETING DATE: February 27, 2009**

<b>RANKED FACULTY</b> (FULL-TIME/.75 FTE OR MORE)								
Name	Title/Assignment	Rank	Salary	Funding Source	Period of Employment	FTE	Reason for Action	Type of Appointment
Anderson, Wayne	Art and Design	Professor	\$71,455.00 + negotiated increase for 2009-10	State	8/21/09 – 12/18/09	1.0	Leave of absence for Fall 2009, with pay	Specific; Tenured
Bonds, Chris	Music	Professor	25% of \$75,398.00 (FY)	State	8/30/82 – 6/30/09	1.0	Retirement; Voluntary Retirement Settlement Program	N/A
Cacheiro, Adolfo	Language and Literature	Associate Professor	\$52,470.00 + negotiated increase for 2009-10	State	8/21/09 – 5/8/10	1.0	Leave of absence, 2009-10 academic year, with half pay	Specific; Tenured
Hallgren, Kenneth	Business and Economics	Professor	\$78,269.00 + negotiated increase for 2009-10	State	8/21/09 – 5/8/10	1.0	Leave of absence, 2009-10 academic year, with half pay	Specific; Tenured
Keenan, Richard	Communication Arts	Associate Professor	25% of \$59,982.00 (FY)	State	8/22/94 – 5/13/09	1.0	Retirement; Voluntary Retirement Settlement Program	N/A

**REPORT OF PERSONNEL ACTIONS TO THE CHANCELLOR**

**COLLEGE: Wayne State College**

**MEETING DATE: February 27, 2009**

<b>UNIONIZED PROFESSIONAL STAFF</b> (FULL-TIME/.75 FTE OR MORE)								
Name	Title/Assignment	Rank	Salary	Funding Source	Period of Employment	FTE	Reason for Action	Type of Appointment
Brown, Clint	Assistant Football Coach	N/A	\$39,389.00	State	1/16/05 – 12/31/08	1.0	Resignation	N/A

<b>NON-UNIONIZED PROFESSIONAL STAFF</b> (FULL-TIME/.75 FTE OR MORE)								
Name	Title/Assignment	Rank	Salary	Funding Source	Period of Employment	FTE	Reason for Action	Type of Appointment
Bargstadt, Connie	Nurse	N/A	\$43,175.00	State	8/28/95 – 6/30/09	.88	Retirement; Early Retirement Incentive Program	N/A
Frye, Curt	Vice President and Dean of Students	N/A	25% of \$103,000.00 (FY)	State	7/8/85 – 6/30/09	1.0	Retirement; Voluntary Retirement Settlement Program	N/A
Grisham, Molly	Head Women's Soccer Coach	N/A	\$40,000.00 (prorated)	State	2/1/09 – 6/30/09	1.0	New Appointment, replaces Brooke Bredenberg (FTE from Student Services)	Special
Hill, Kevin	Dean, School of Natural and Social Sciences	N/A	\$98,018.00	State	7/1/06 – 6/30/09	1.0	Resignation-Return to Faculty Status	Specific Term
Peitz, David	Interim Dean, School of Natural and Social Sciences	N/A	\$85,000.00	State	7/1/09 – 6/30/10	1.0	Interim Appointment	Special, Interim

**REPORT OF PERSONNEL ACTIONS TO THE CHANCELLOR**

**COLLEGE: Wayne State College**

**MEETING DATE: February 27, 2009**

<b>RANKED FACULTY (OVERLOAD AND SUMMER SCHOOL APPOINTMENTS)</b>								
Name	Title/Assignment	Rank	Salary	Funding Source	Period of Employment	FTE	Reason for Action	Type of Appointment
Adams, Frank	Continuing Education	Professor	\$500.00	State	1/12/09 – 5/4/09	n/a	EDU 650-T1/T2	Special
Adams, Frank	Continuing Education	Professor	\$750.00	State	1/13/09 – 4/28/09	n/a	EDU 650-T4/T5/T6	Special
Agoumba, Darius	Physical Sciences and Mathematics	Assistant Professor	\$1,206.00	State	1/12/09 – 5/13/09	.04	Appointment, overload	Special
Bauer, Jeffrey	Physical Sciences and Mathematics	Professor	\$2,707.00	State	1/12/09 – 5/13/09	.08	Appointment, overload	Special
Campbell, Paul	Sociology, Psychology and Criminal Justice	Professor	\$4,619.00	State	1/12/09 – 5/13/09	.10	Appointment, overload	Special
Christensen, Douglas	Life Sciences	Professor	\$2,324.00	State	1/12/09 – 5/13/09	.07	Appointment, overload	Special
Davis, Adam	Physical Sciences and Mathematics	Assistant Professor	\$1,934.00	State	1/12/09 – 5/13/09	.08	Appointment, overload	Special
DeBoer, Buffany	Life Sciences	Interim Instructor	\$965.00	State	1/12/09 – 5/13/09	.04	Appointment, overload	Special
Farmer, Todd	Health, Human Performance and Sport	Assistant Professor	\$1,295.00	State	1/12/09 – 5/13/09	.04	Appointment, overload	Special
Hardy, Timothy	Physical Sciences and Mathematics	Assistant Professor	\$1,947.00	State	1/12/09 – 5/13/09	.07	Appointment, overload	Special
Harms, Sally	Physical Sciences and Mathematics	Associate Professor	\$1,397.00	State	1/12/09 – 5/13/09	.04	Appointment, overload	Special
Jensen, Gwen	Communication Arts	Associate Professor	\$3,286.00	State	1/12/09 – 5/13/09	.10	Appointment, overload	Special
Karsky, Jason	Sociology, Psychology and Criminal Justice	Associate Professor	\$3,116.00	State	1/12/09 – 5/13/09	.10	Appointment, overload	Special
Langdon, Jennifer	Physical Sciences and Mathematics	Assistant Professor	\$1,700.00	State	1/12/09 – 5/13/09	.07	Appointment, overload	Special
Lindberg, Judith	Technology and Applied Sciences	Professor	\$2,760.00	State	1/12/09 – 5/13/09	.07	Appointment, overload	Special
Meyer, Jeffrey	Health, Human Performance and Sport	Instructor	\$1,200.00	State	1/12/09 – 5/13/09	n/a	Appointment, online-course development	Special
Parker, Charles	Business and Economics	Professor	\$3,752.00	State	8/22/08 – 12/23/08	.10	Appointment, overload	Special
Parker, Charles	Business and Economics	Professor	\$3,752.00	State	1/12/09 – 5/13/09	.10	Appointment, overload	Special
Ras, Gerard	Business and Economics	Instructor	\$2,910.00	State	1/12/09 – 5/13/09	.10	Appointment, overload	Special
Sikich, Sharmin	Physical Sciences and Mathematics	Assistant Professor	\$1,166.00	State	1/12/09 – 5/13/09	.04	Appointment, overload	Special

**REPORT OF PERSONNEL ACTIONS TO THE CHANCELLOR****COLLEGE: Wayne State College****MEETING DATE: February 27, 2009**

<b>RANKED FACULTY (OVERLOAD AND SUMMER SCHOOL APPOINTMENTS)</b>								
Name	Title/Assignment	Rank	Salary	Funding Source	Period of Employment	FTE	Reason for Action	Type of Appointment
Whitt, Ronald	Communication Arts	Professor	\$4,458.00	State	1/12/09 – 5/13/09	.10	Appointment, overload	Special
Wilcox, Daryl	Continuing Education	Professor	\$750.00	State	1/12/09 – 2/25/09	n/a	SPD 530-T1/T2/T3	Special
Worner, Tamara	Physical Sciences and Mathematics	Professor	\$3,486.00	State	1/12/09 – 5/13/09	.10	Appointment, overload	Special
Young, Todd	Physical Sciences and Mathematics	Professor	\$3,869.00	State	1/12/09 – 5/13/09	.11	Appointment, overload	Special

**REPORT OF PERSONNEL ACTIONS TO THE CHANCELLOR**

**COLLEGE: Wayne State College**

**MEETING DATE: February 27, 2009**

<b>NON-RANKED FACULTY (PART-TIME/LESS THAN .75 FTE)</b>								
Name	Title/Assignment	Rank	Salary	Funding Source	Period of Employment	FTE	Reason for Action	Type of Appointment
Beair, Misty	Educational Foundations and Leadership	Part-time	\$1,200.00	State	1/12/09 – 5/13/09	n/a	Development of online syllabus for SPD 151	Special, part-time
Bonds, Deborah	Counseling and Special Education	Part-time	\$1,170.00	State	1/12/09 – 5/13/09	.05	Appointment	Special, part-time
Bremer, DeLoy	Educational Foundations and Leadership	Part-time	\$482.00	State	1/12/09 – 5/13/09	.022	Appointment	Special, part-time
Brasch, Stacy	Business and Economics	Part-time	\$2,540.00	State	1/12/09 – 5/13/09	.10	Appointment	Special, part-time
Brown, Clint	Athletics – NSIC Grant (CHAMPS)	Part-time	\$2,000.00	Grant	8/22/08 – 12/31/08	n/a	Resignation	N/A
Carnes, Ron	Educational Foundations and Leadership	Part-time	\$1,460.00	State	1/12/09 – 5/13/09	.067	Appointment	Special, part-time
Emerson, Delbert	Educational Foundations and Leadership	Part-time	\$2,066.00	State	1/12/09 – 5/13/09	.094	Appointment	Special, part-time
Fleming, Angela	Technology and Applied Sciences	Part-time	\$3,650.00	State	1/12/09 – 5/13/09	.167	Appointment	Special, part-time
Hansen, Dale	Business and Economics	Part-time	\$4,380.00	State	1/12/09 – 5/13/09	.20	Appointment	Special, part-time
Harrison, Kurt	Educational Foundations and Leadership	Part-time	\$2,190.00	State	1/12/09 – 5/13/09	.10	Appointment	Special, part-time
Henning, Mark	Technology and Applied Sciences	Part-time	\$2,190.00	State	1/12/09 – 5/13/09	.10	Appointment	Special, part-time
Hess, James	Educational Foundations and Leadership	Part-time	\$1,212.00	State	1/12/09 – 5/13/09	.055	Appointment	Special, part-time
Hix, Dave	Continuing Education	Part-time	\$730.00	State	1/14/09 – 2/11/09	.033	HSC 345-80	Special, part-time
Hix, Dave	Continuing Education	Part-time	\$730.00	State	2/18/09 – 3/25/09	.033	HSC 345-81	Special, part-time
Hunke, Rod	Business and Economics	Part-time	\$2,190.00	State	1/12/09 – 5/13/09	.10	Appointment	Special, part-time
Jeffries, Curt	Technology and Applied Sciences	Part-time	\$2,190.00	State	1/12/09 – 5/13/09	.10	Appointment	Special, part-time
Jenkins, Patricia	Educational Foundations and Leadership	Part-time	\$482.00	State	1/12/09 – 5/13/09	.022	Appointment	Special, part-time

**REPORT OF PERSONNEL ACTIONS TO THE CHANCELLOR**  
**COLLEGE: Wayne State College**  
**MEETING DATE: February 27, 2009**

<b>NON-RANKED FACULTY (PART-TIME/LESS THAN .75 FTE)</b>								
Name	Title/Assignment	Rank	Salary	Funding Source	Period of Employment	FTE	Reason for Action	Type of Appointment
Johnson, Kathy	Educational Foundations and Leadership	Part-time	\$3,402.00	State	1/12/09 – 5/13/09	.155	Appointment	Special, part-time
Krupicka, Tim	Continuing Education	Part-time	\$285.00	State	1/12/09 – 3/20/09	.10	Appointment	Special, part-time
Larmore, Cheryl	Educational Foundations and Leadership	Part-time	\$482.00	State	1/12/09 – 5/13/09	.022	Appointment	Special, part-time
Lowe, Janet	Continuing Education	Part-time	\$2,190.00	State	1/15/09 – 4/30/09	.10	EDU 516-80	Special, part-time
Martin, Barry	Educational Foundations and Leadership	Part-time	\$2,307.00	State	1/12/09 – 5/13/09	.105	Appointment	Special, part-time
Mohning, Justin	Athletics - Football	Graduate Assistant	\$4,500.00 + 18 hrs. tuition waiver	State	8/1/08 – 1/31/09	.25	Resignation	N/A
Nelson, Rochelle	Continuing Education	Part-time	\$2,190.00	State	1/12/09 – 5/8/09	.10	BUS 507-W0	Special, part-time
O'Leary, Jane	Music	Part-time	\$2,190.00	State	1/12/09 – 5/13/09	.10	Appointment	Special, part-time
O'Leary, Jane	Educational Foundations and Leadership	Part-time	\$1,200.00	State	1/12/09 – 5/13/09	n/a	Appointment, online-course development	Special, part-time
Paige, Sharyn	Educational Foundations and Leadership	Part-time	\$365.00	State	1/12/09 – 5/13/09	.017	Appointment	Special, part-time
Parker, Karen	Computer Technology and Information Systems	Part-time	\$2,190.00	State	1/12/09 – 5/13/09	.10	Appointment	Special, part-time
Ptak, David	Business and Economics	Part-time	\$2,435.00	State	1/12/09 – 5/13/09	.10	Appointment	Special, part-time
Quance, Marilyn	Continuing Education	Part-time	\$730.00	State	1/12/09 – 5/8/09	.033	IDS 368-W2	Special, part-time
Quance, Marilyn	Continuing Education	Part-time	\$730.00	State	1/12/09 – 5/8/09	.033	IDS 368-W3	Special, part-time
Sadler, Deb	Language and Literature	Part-time	\$2,190.00	State	1/12/09 – 5/13/09	.10	Appointment	Special, part-time

**REPORT OF PERSONNEL ACTIONS TO THE CHANCELLOR**

**COLLEGE: Wayne State College**

**MEETING DATE: February 27, 2009**

<b>NON-RANKED FACULTY (PART-TIME/LESS THAN .75 FTE)</b>								
Name	Title/Assignment	Rank	Salary	Funding Source	Period of Employment	FTE	Reason for Action	Type of Appointment
Scardino, Janell	Computer Technology and Information Systems	Part-time	\$730.00	State	1/12/09 – 5/13/09	.033	Appointment	Special, part-time
Scardino, Janell	Computer Technology and Information Systems	Part-time	\$730.00	State	1/12/09 – 5/13/09	.033	Appointment	Special, part-time
Schardt, Karen	Technology and Applied Sciences	Part-time	\$2,190.00	State	1/12/09 – 5/13/09	.10	Appointment	Special, part-time
Schukei, Sheila	Business and Economics	Part-time	\$2,435.00	State	1/12/09 – 5/13/09	.10	Appointment	Special, part-time
Smith, Micah	Athletics – Football	Graduate Assistant	\$2,250.00 + 9 hrs. tuition waiver	State	1/12/09 – 5/13/09	.125	Appointment	Special, part-time
Smith, Ruth	Technology and Applied Sciences	Part-time	\$2,409.00	State	1/12/09 – 5/13/09	.10	Appointment	Special, part-time
Stark, Carmen	Continuing Education	Part-time	\$2,190.00	State	1/14/09 – 4/29/09	.10	EDU 415/515-80	Special, part-time
Sweeney, Karen	Continuing Education	Part-time	\$690.00	State	1/12/09 – 3/20/09	.10	EDU 632-80	Special, part-time
Sweeney, Karen	Educational Foundations and Leadership	Part-time	\$482.00	State	1/12/09 – 5/13/09	.022	Appointment	Special, part-time
Triplett, Timothy	Athletics – Football	Graduate Assistant	\$4,500.00 + 18 hrs. tuition waiver	State	8/1/08 – 12/18/08	.25	Resignation	N/A
Tusha, Mary	Educational Foundations and Leadership	Part-time	\$1,577.00	State	1/12/09 – 5/13/09	.072	Appointment	Special, part-time
Vitters, Richard	Educational Foundations and Leadership	Part-time	\$2,431.00	State	1/12/09 – 5/13/09	.111	Appointment	Special, part-time
Weber, Brad	Music	Part-time	\$2,665.00	State	1/12/09 – 5/13/09	.122	Appointment; correction to 1/1/309 Board Report	Special, part-time



**REPORT OF PERSONNEL ACTIONS TO THE CHANCELLOR**

**COLLEGE:** Wayne State College

**MEETING DATE:** February 27, 2009

<b>NON-RANKED FACULTY (PART-TIME/LESS THAN .75 FTE)</b>								
Name	Title/Assignment	Rank	Salary	Funding Source	Period of Employment	FTE	Reason for Action	Type of Appointment
White, Seth	Athletics – Football	Graduate Assistant	\$2,250.00 (prorated) + 9 hrs. tuition waiver	State	2/2/09 – 5/13/09	.125	Appointment	Special, part-time
Worner, Greg	Technology and Applied Sciences	Part-time	\$6,789.00	State	1/12/09 – 5/13/09	.30	Appointment	Special, part-time
Zeiss, Don	Educational Foundations and Leadership	Part-time	\$4,745.00	State	1/12/09 – 5/13/09	.217	Appointment	Special, part-time

**REPORT OF PERSONNEL ACTIONS TO THE CHANCELLOR****COLLEGE: Wayne State College****MEETING DATE: February 27, 2009**

<b>NON-UNIONIZED PROFESSIONAL STAFF (PART-TIME/LESS THAN .75 FTE)</b>								
Name	Title/Assignment	Rank	Salary	Funding Source	Period of Employment	FTE	Reason for Action	Type of Appointment
Knutson, Eric	Senior Resident Assistant	N/A	\$4,560.00 + room and board	Revenue Bond	8/11/08 – 5/9/09	.33	Resignation	N/A
Pitkin, Chad	Senior Resident Assistant	N/A	\$2,225.00 + room and board	Revenue Bond	1/5/09 – 5/9/09	.161	New Appointment, replaces Buol Gatluak	Special, part-time
Saab, Jerry	Senior Resident Assistant	N/A	\$2,225.00 + room and board	Revenue Bond	1/5/09 – 5/9/09	.161	New Appointment, replaces Cassandra Kinzer	Special, part-time
Teegerstrom, Seth	Senior Resident Assistant	N/A	\$4,560.00 + room and board	Revenue Bond	8/11/08 – 5/9/09	.33	Resignation	N/A

**REPORT OF PERSONNEL ACTIONS TO THE CHANCELLOR**

**COLLEGE: Wayne State College**

**MEETING DATE: February 27, 2009**

<b>UNIONIZED SUPPORT STAFF</b> (FULL-TIME/.75 FTE OR MORE)								
Name	Title/Assignment	Rank	Salary	Funding Source	Period of Employment	FTE	Reason for Action	Type of Appointment
Dempster, Robert	Maintenance Repair Worker III	N/A	25% of \$3,567.00/mo. (FY)	State	6/1/63 – 6/30/09	1.0	Retirement; Voluntary Retirement Settlement Program	N/A
Owen, Kent	Custodian	N/A	\$1,526.00/mo.	Revenue Bond	2/2/09	1.0	New Appointment, replaces Deanna Livengood	Probationary
Sprieck, Theresa	Custodian	N/A	\$1,526.00/mo.	Revenue Bond	2/16/09	1.0	New Appointment, replaces Ron Vick, Jr.	Probationary
Swinney, William	Maintenance Repair Worker III	N/A	\$3,321.14/mo.	State	2/1/02 – 2/1/09	1.0	Resignation	N/A
Swinney, William	Maintenance Repair Worker IV	N/A	\$3,661.14/mo.	State	2/2/09	1.0	New Appointment, replaces Robert Morris	Probationary

<b>NON-UNIONIZED SUPPORT STAFF</b> (PART-TIME/LESS THAN .75 FTE)								
Name	Title/Assignment	Rank	Salary	Funding Source	Period of Employment	FTE	Reason for Action	Type of Appointment
Anderson, Elliott	Custodian	N/A	\$763.00/mo.	State	2/2/09	.50	New Appointment, replaces Carol Gustafson	Probationary

**Fiscal and Facilities Committee**

*Larry Teahon, Chair  
Cap Peterson  
Rich Kunckel*

February 27, 2009

---

**ACTION: Approve the Acceptance and Retrieval of LB 309 Allocations**

Priority: Financial Strength of the System

Goals: 3. Strengthen fiscal, environmental, technological and physical resources

5. Secure public and private funding sources

Strategies: g. Continually find ways to stretch limited resources as far as possible

i. Ensure that plans for resource allocation support the system and institutional priorities

j. Maintain facilities and improve physical environment

---

The following items are submitted by the colleges for Board approval.

**Chadron**

1. Retrieval of \$7,946.65 for the Memorial Hall chiller tie in  
Allocation Date/Amount 11/22/06 \$132,600.00  
Retrieval Date/Amount 1/27/09 7,946.65  
Estimated Project Cost \$124,653.35
  
2. Retrieval of \$81,322.57 for roof replacement on Memorial Hall  
Allocation Date/Amount 11/22/06 \$382,500.00  
Retrieval Date/Amount 1/27/09 81,322.57  
Estimated Project Cost \$301,177.43
  
3. Retrieval of \$8,290.04 for the fire sprinkler system in the Library  
Allocation Date/Amount 1/11/07 \$212,500.00  
Retrieval Date/Amount 1/27/09 8,290.04  
Estimated Project Cost \$204,209.96

**Peru**

1. Retrieval of \$2,436.84 for roof replacement design on A.V. Larson  
Allocation Date/Amount 11/8/07 \$17,000.00  
Retrieval Date/Amount 1/27/09 2,436.84  
Estimated Project Cost \$14,563.16
  
2. Retrieval of \$14,120.20 for roof replacement on A.V. Larson  
Allocation Date/Amount 3/24/08 \$110,500.00  
Retrieval Date/Amount 1/27/09 14,120.20  
Estimated Project Cost \$96,379.80

## 1.2.-2

### Wayne

1. Approve the acceptance of \$799,000 for 3<sup>rd</sup> Floor HVAC in Carhart Science building  
Allocation Date/Amount 11/20/07 \$799,000.00  
College Contributed Amount 15%  
Estimated Project Cost \$799,000.00
  
2. Approve the acceptance of \$33,000 for ADA door hardware in Humanities building  
Allocation Date/Amount 12/29/08 \$33,000.00  
College Contributed Amount Labor  
Estimated Project Cost \$33,000.00
  
3. Approve the acceptance of \$17,397 Art Gallery renovation design in US Conn Library  
Allocation Date/Amount 12/29/08 \$17,397.00  
College Contributed Amount 00.00  
Estimated Project Cost \$17,397.00
  
4. Approve the acceptance of \$1,250,000 for HVAC upgrades in Fine Arts  
Allocation Date/Amount 1/29/09 \$1,250,000.00  
College Contributed Amount 00.00  
Estimated Project Cost \$1,250,000.00

**Fiscal and Facilities Committee**

*Larry Teahon, Chair  
Cap Peterson  
Rich Kunckel*

February 27, 2009

---

**ACTION: Final Round Approval of Changes to Board Policy 8061; Capital Construction; Needs Statements**

Priority: Financial Strength of the System

Goal: 3. Strengthen fiscal, environmental, technological and physical resources

Strategy: j. Maintain facilities and improve physical environment

---

The System Office recommends the policy changes regarding use of Task Force for Building Renewal (LB 309) funds for NSCS projects. Attached is a copy of Board Policy 8061 including the changes.

**BOARD POLICY**

A Needs Statement shall be prepared to support the college's initial funding request for a capital construction project, excluding funds provided by the Task Force for Building Renewal for deferred repairs, energy conservation, ADA or fire-life safety projects. This document may be prepared by in-house staff unless the complexity of the project would require the assistance of a consultant specializing in such type of projects. It shall be submitted as documentation of the need for the specific capital construction project on that campus and shall contain specific data to assist the Board in analyzing the request.

For any project whose total project costs exceed four hundred fifty thousand dollars (\$450,000) or amount as adjusted by State Building Division for inflation, a subsequent Program Statement shall also be developed. In such cases, requests for appropriations will follow the procedures adopted by the State Building Division for Capital Construction projects:

1. Year one: request will be for planning funds
2. Year(s) two, three, etc.: requests will be for design plans and construction funds

For any project whose estimated total cost is less than four hundred fifty thousand dollars (\$450,000) or amount as adjusted by State Building Division for inflation, only a Needs Statement is required. Under this procedure, the initial request for funding may include the total funding required to initiate and complete the project.

The Needs Statement shall be comprised of the following sections:

1. **Project Description**

A narrative statement describing the project and the primary concepts and objectives to be fulfilled as a result of the capital construction request.

2. **Project Justification**

- a) Data, which supports the request for funding:
  - 1) Functions/purpose(s) of the proposed program
  - 2) Current and projected user levels
  - 3) Existing physical and programmatic deficiencies
  - 4) Compliance with comprehensive capital facilities plan
- b) Space requirements
  - 1) Square footage needed for program
  - 2) Available square footage in existing facilities
  - 3) Additional space requirements for program
  - 4) Impact on existing space

**3. Project Budget and Proposed Funding Source**

- a) Cost estimates
  - 1) Program planning
  - 2) Professional fees
  - 3) Construction
  - 4) Moveable equipment
  - 5) Land acquisition
  - 6) Other costs
  - 7) Total project cost per gross square feet
  - 8) Construction cost per gross square feet
  - 9) Source of cost data (Means cost estimate guides should be used. If variation from Means is used, it should be footnoted.)
  
- b) Funding sources
  - 1) State funds
  - 2) Cash funds
  - 3) Federal funds
  - 4) Revenue bond funds
  - 5) LB 309 funds
  - 6) Private donations
  - 7) Other sources

**4. Future Funding Requirements**

- a) Operational budget and personnel projections
- b) Other costs

**5. Time Line for Project**

- a) Funding request
- b) Start of construction
- c) Completion of construction

Policy Adopted: 3/11/94  
Policy Revised: 12/3/98  
Policy Revised: 2/12/04  
Policy Revised: 2/27/09



**Fiscal and Facilities Committee**

*Larry Teahon, Chair*  
*Cap Peterson*  
*Rich Kunckel*

February 27, 2009

---

**ACTION: Final Round Approval of Changes to Board Policy 8062; Capital Construction; Program Statements**

Priority: Financial Strength of the System

Goal: 3. Strengthen fiscal, environmental, technological and physical resources

Strategy: j. Maintain facilities and improve physical environment

---

The System Office recommends the policy changes regarding use of Task Force for Building Renewal (LB 309) funds for NSCS projects. Attached is a copy of Board Policy 8062 including the changes.

## 1.4.-2

# FACILITIES, NEBRASKA STATE COLLEGE SYSTEM

**POLICY: 8062**

**Capital Construction; Program Statements**

**Page 1 of 5**

---

### BOARD POLICY

A Program Statement shall be prepared to support the college's funding request for the design and construction of a project that is estimated to cost more than five hundred forty thousand dollars (\$540,000) or amount as adjusted by State Building Division for inflation, excluding funds provided by the Task Force for Building Renewal for deferred repairs, energy conservation, ADA or fire-life safety projects. This document is generally prepared by an architect/engineering firm with input from college personnel on the programmatic need for the project on that campus and shall contain specific data to assist the Board in analyzing and approving the request.

Requests for appropriations will follow the procedures adopted by the State Building Division for Capital Construction projects:

1. Year one: request will be for planning funds (Program Statement)
2. Year(s) two, three, etc.: requests will be for design plans and construction funds

The Program Statement shall be submitted to the Board for review at least five (5) weeks prior to the request for approval of the document. Following review by the Board, System Office staff, personnel from the Governor's Budget Office, the Legislative Fiscal Office, the State Building Division and other designated persons, the document will be considered for approval, after which time it will be submitted to the Governor's Budget Office, Building Division, Legislative Fiscal Office and the Coordinating Commission for Postsecondary Education (CCPE) as support documentation for a specific capital construction funding request. No contract for the design, construction of a new facility, major modification or repair of an existing facility may be initiated unless an acceptable Program Statement has been approved by the Board.

If more than two (2) years elapse after the Program Statement is approved by the Board, an update to the document shall be prepared. The update shall include a revised project budget and construction schedule. If the scope of the project has been altered, that section of the Program Statement shall also be amended and presented to the Board for approval.

The Program Statement shall be comprised of the following sections:

1. Introduction
  - a. Background and history
  - b. Project description
  - c. Purpose and objectives
2. Justification of the Project
  - a. Data which supports the funding request
  - b. Alternatives considered (when applicable)
3. Location and site considerations
  - a. County
  - b. Town or campus
  - c. Proposed site
  - d. Statewide building inventory (not required for new buildings)

**FACILITIES, NEBRASKA STATE COLLEGE SYSTEM****POLICY: 8062****Capital Construction; Program Statements****Page 2 of 5**

---

- e. Influence of project on existing site conditions
  - (1) Relationship to neighbors and environment
  - (2) Utilities
  - (3) Parking and circulation
- 4. Comprehensive plan compliance
  - a. Year of the agency's comprehensive plan and updates or revisions
  - b. Consistency with the agency comprehensive capital facilities plan
  - c. Consistency with the current version of the Statewide Comprehensive Capital Facilities Plan or CCPE Project Review Criteria/Statewide Plan (whichever applies)
- 5. Analysis of existing facilities
  - a. Functions/purpose of existing programs as they relate to the proposed project
  - b. Square footage of existing areas
  - c. Utilization of existing space by facility, room and/or function (whichever is applicable)
  - d. Physical deficiencies
  - e. Programmatic deficiencies
  - f. Replacement cost of existing building
- 6. Facility requirements and the impact of the proposed project
  - a. Functions/purpose of the proposed program
    - (1) Activity identification and analysis
    - (2) Projected occupancy/use levels
      - Personnel projections
      - Describe/Justify projected enrollments/occupancy
  - b. Space requirements
    - (1) Square footage by individual areas and/or functions
    - (2) Basis for square footage/planning parameters
    - (3) Square footage difference between existing and proposed areas (net and gross)
  - c. Impact of the proposed project on existing space
    - (1) Reutilization and function(s)
    - (2) Demolition
    - (3) Renovation

**FACILITIES, NEBRASKA STATE COLLEGE SYSTEM**

**POLICY: 8062**

**Capital Construction; Program Statements**

**Page 3 of 5**

---

7. Equipment Requirements

- a. List of available equipment for reuse (if applicable)
- b. Additional equipment (if applicable)
  - (1) Fixed equipment
  - (2) Movable equipment
  - (3) Special or technical equipment

8. Special Design Considerations

- a. Construction Type
- b. Heating and cooling systems
- c. Life Safety/ADA
- d. Historic or architectural significance
- e. Artwork (for applicable projects)
- f. Phasing
- g. Future expansion
- h. Other

9. Project budget and fiscal impact

- a. Cost estimates criteria
  - (1) Identify recognized standards, comparisons and sources used to develop the estimated cost
  - (2) Identify the year and month on which the estimates are made and the inflation factors used
  - (3) Gross and net square feet
  - (4) Total project cost per gross square foot
  - (5) Construction cost per gross square foot

**FACILITIES, NEBRASKA STATE COLLEGE SYSTEM****POLICY: 8062****Capital Construction; Program Statements****Page 4 of 5**

---

- b. Total project cost
  - (1) Program planning
  - (2) Professional fees
    - professional design consultants
    - in-house consultants
    - other consultants
  - (3) Construction
    - general, including mechanical, electrical, elevator
    - fixed equipment
    - site improvements (utilities, sidewalks, parking, landscaping, etc.)
  - (4) Moveable equipment
  - (5) Special or technical equipment
  - (6) Land acquisition
  - (7) Artwork (for applicable projects)
  - (8) Other costs (agency administration costs, moving, temporary space, testing, surveys, legal fees, insurance, etc.)
  - (9) Project contingency
  
- c. Fiscal Impact based upon first full year of operation (include proposed funding sources and percentage of each)
  - (1) Estimated additional operational and maintenance costs per year
  - (2) Estimated additional programmatic costs per year
  - (3) Applicable building renewal assessment charges

**10. Funding**

- a. Total funds required
  
- b. Project Funding sources (amounts and/or percentage of each)
  - (1) State funds
  - (2) Cash funds
  - (3) Federal funds
  - (4) LB 309 funds
  - (5) Revenue bonds
  - (6) Private donations
  - (7) Other sources
  
- c. Fiscal year expenditures for project duration

**1.4.-6**

**FACILITIES, NEBRASKA STATE COLLEGE SYSTEM**

**POLICY: 8062**

**Capital Construction; Program Statements**

**Page 5 of 5**

---

11. Time line

- a. Need Statement (if applicable)
- b. Program Statement
- c. Funding
- d. Professional consultants selection
- e. Design Development documents
- f. Receive bids for construction
- g. Award of contract and start of construction
- h. Completion of construction

12. Higher Education Supplement

- a. CCPE Review
  - (1) CCPE review is required
  - (2) CCPE review is not required
- b. Method of contracting
  - (1) Identify method
  - (2) Provide rationale for method selection

Legal Reference: RRS 81-1108.41 State comprehensive capital facilities plan; State Comprehensive Capital Facilities Planning Committee; program statement; appropriation for drawings and construction; contracts; approval; report; contents

Policy Adopted: 3/11/94  
Policy Revised: 12/3/98  
Policy Revised: 9/10/02  
Policy Revised: 2/12/04  
Policy Revised: 6/7/07  
Policy Revised: 2/27/09

**Academic, Personnel & Student Affairs Committee**

*Gary Bieganski, Chair*  
*Marge Harouff*  
*Taylor Dunekacke*

February 27, 2009

---

**ACTION:      Approve Appointment of Dr. Dan Hanson as the President of Peru State College and Authorize the Chancellor to Negotiate Salary, Start Date, Housing Allowance, and Moving Expenses**

Priority: Educational Excellence Throughout the System

Goal:    3.    Recruit, retain and invest in excellent faculty and staff

---

The Chancellor recommends approval of the appointment of Dr. Dan Hanson as the President of Peru State College. The Board hereby authorizes the Chancellor to negotiate salary, start date, housing allowance and reimbursable moving expenses. This appointment includes a contract extended until June 30, 2010 with all the benefits of employment received by other members of the administrative staff within the Nebraska State College System including group medical, dental, vision, life, retirement, and disability insurance coverages.

**Academic, Personnel & Student Affairs Committee**

*Gary Bieganski, Chair*  
*Marge Harouff*  
*Taylor Dunekacke*

February 27, 2009

---

**ACTION:      Approve the 2009-2011 Agreement Between the Board of Trustees of the  
Nebraska State Colleges and The Nebraska Association of Public  
Employees/American Federation State, County, and Municipal Employees  
Bargaining Unit**

Priority: Educational Excellence Throughout the System  
Goal:    3.    Recruit, retain and invest in excellent faculty and staff

---

The System Office recommends approval of the 2009-2011 Agreement between the Board of Trustees of the Nebraska State Colleges and NAPE/AFSCME. The union ratified this Agreement in January.



**Academic, Personnel & Student Affairs Committee**

*Gary Bieganski, Chair*  
*Marge Harouff*  
*Taylor Dunekacke*

February 27, 2009

---

**ACTION: First Round Approval of Changes to Board Policy 3011; College Right to Change; Discontinue Programs**

Priority: Educational Excellence Throughout the System  
Goal: 4. Strengthen academic programs  
Strategy: b. Provide students with access to effective academic advising

---

The System Office recommends the policy changes be approved so Colleges do not have an obligation to teach out students in discontinued programs. New language is added which states that Colleges will assist students to identify program completion options inside and outside the State College System. Attached is a copy of Board Policy 3011.

---

**BOARD POLICY**

Acceptance of registration by a Nebraska State College and admission to any educational program of a State College does not constitute a contract or warranty that the College will continue indefinitely to offer the program in which a student is enrolled. The College expressly reserves the right to change, phase out, or discontinue any program. Once a decision has been made to discontinue a program, ~~the program will be discontinued only when all students in the program have had a reasonable opportunity to complete the program.~~ the College will assist the student to identify program completion options inside and outside the State College System.

The listing of courses contained in any College bulletin, catalog or schedule is by way of announcement only and shall not be regarded as an offer of contract. The College expressly reserves the right to

- 1) add to or delete courses from its offerings,
- 2) change times or locations of courses or programs,
- 3) change academic calendars without notice,
- 4) cancel any course for insufficient registrations, or
- 5) revise or change rules, charges, fees, schedules, courses, requirements for degrees and any other policy or regulation affecting students, including, but not limited to, evaluation standards, whenever the same is considered to be in the best interests of the College.

## Academic, Personnel & Student Affairs Committee

Gary Bieganski, Chair  
Marge Harouff  
Taylor Dunekacke

February 27, 2009

**ACTION: Approve the Following Preliminary New Program Notification List to be Submitted to the Coordinating Commission for Postsecondary Education**

**NONE**

Priority: Educational Excellence Throughout the System

Goal: 4. Strengthen academic programs

Strategy:j. Establish an environment conducive to creating new programs

Chapter 4, Section 004.01 of the Rules and Regulations of the Coordinating Commission for Postsecondary Education requires each public institution to submit to the Commission a list of instructional programs that are under consideration by the institution and that are in an early stage of planning. The purpose of early notification is to provide an opportunity for the Commission to offer comments to the institution regarding potential state level issues for consideration during the planning of the proposed program.

The list is to include the title and a brief description of each new instructional program. NSCS institutions are required to submit the list to the Commission in September and March of each year.

The above represents the new program currently under consideration at the State Colleges that may be brought forward for Board and Coordinating Commission consideration sometime during the next year.

In addition to the above new program, the following endorsements, options and minors are under consideration by Wayne State and may be submitted to the Board of Trustees for approval as required by NSCS Policy 4100. Options and endorsements within majors, and minors where a major does not exist require Board approval, but do not require approval by the Commission. Academic program termination and subsequent reinstatement of a program also require Board approval.

### **Wayne State**

Business Administration minor in Leadership (undergraduate)  
Business Administration option in Logistics (undergraduate)  
Business Administration option in Banking (undergraduate)  
Industrial Technology minor in Industrial Computing Technology  
(undergraduate)  
Higher Education Instruction (MSE degree)

**Fiscal and Facilities Committee**

*Larry Teahon, Chair  
Cap Peterson  
Rich Kunckel*

February 27, 2009

---

**ACTION: Appoint Substantial Completion Committee for Administration Building at Chadron State**

Priority: Financial Strength of the System

Goal: 5. Strengthen fiscal, environmental, technological and physical resources

Strategy: j. Maintain facilities and improve physical environment

---

Renovation of the Administration Building is nearing completion. The System Office and Chadron State recommend the following individuals to participate in the Substantial Completion walk-through anticipated to occur in March or April 2009.

Gary Bieganski, Chair, Academic, Personnel & Student Affairs Committee, Board of Trustees  
Larry Teahon, Vice Chair, Board of Trustees, Chair, Fiscal & Facilities Committee  
Ed Hoffman, Vice Chancellor for Facilities, Planning & Information Technology, NSCS Office  
Carolyn Murphy, Vice Chancellor for Finance & Administration, NSCS Office  
Janie Park, President, CSC  
Dale Grant, Vice President for Administration & Finance, CSC  
Blair Brennan, Coordinator of Physical Facilities, CSC  
Dana Fuller, Fuller Construction  
Dan Worth, Bahr Vermeer & Haecker (BVH)  
Richard O'Hearn, BVH  
Mike Rindone, Building Division

## Enrollment and Marketing Committee

*Michelle Suarez, Chair*  
*Floyd Vrtiska*  
*Amanda Gehle*

February 27, 2009

**ACTION:        Approve Nebraska State College System Advantage - NSCS Advantage at Chadron, Peru, and Wayne State Colleges**

Priority: Financial Strength of the System

Goal:    2.    Increase enrollment and retention

Priority: Greater System Prominence

Goals:   1.    Emphasize the benefits of a three-college system

          4.    Promote collaboration within the system

The Nebraska State College System is proposing a pilot program for new freshmen students enrolling for the 2009-10 academic year at Chadron, Peru and Wayne. The program is a system effort designed for entering first-time freshmen students who receive a federal Pell Grant. This program will assure that these students will not have to pay tuition at any of the Nebraska State Colleges for the 2009-10 academic year.

Participants in this Program must be:

- A Nebraska Resident
- A federal Pell Grant recipient
- A new first-time freshman for the 2009-10 year
- Enrolled in at least 12 **on-campus** credit hours

The award is limited to a maximum of 16 credit hours per semester. Additional limitations are in place for the award of any remissions for online courses taken in addition to the 12 on-campus credit hours. The award is not available for transfer students.

For eligible participants, the program will provide the difference between the cost of tuition and the amount of all other awards. Other awards include Pell, Supplemental Educational Opportunity Grant (SEOG), Nebraska Scholarship Grant (NSG), Academic Competitiveness Grant (ACG), institutional waivers, foundation scholarship assistance, and other awards.

Continuation in the program requires the recipient to receive a federal Pell Grant every semester and to remain enrolled in one of the Nebraska State Colleges.

As a part of this program, the Colleges request the authority to exceed remission limits established in Board Policy #3400, if necessary to accommodate this program for a period of two years. During that time, the program will be reviewed, as will Board Policy #3400 for any proposed permanent changes.

**Fiscal and Facilities Committee**

*Larry Teahon, Chair*  
*Cap Peterson*  
*Rich Kunckel*

February 27, 2009

---

**ACTION:        Approve Peru State College Acceptance of Three Lots on Park Avenue from Peru State Foundation**

Priority: Financial Strength of the System

Goal:    3. Strengthen fiscal, environmental, technological and physical resources

Strategy:    j.    Maintain facilities and improve physical environment

---

Peru State is requesting approval from the board to accept transfer of three single lots of property on Park Avenue in Peru currently owned by the Peru State Foundation. Acceptance of this property is offered in accordance with Board Policy 8002; Real Property; Acquisition:

- a) Justification of Need: The three lots are adjacent to College property and directly south of the student commuter parking lot in front of AV Larson.
- b) Legal Description: 1601 Park Avenue, 1609 Park Avenue, 1605 Park Avenue , City of Peru, Nemaha County, Nebraska
- c) General Description: Three contiguous, single lots located on Park Avenue.
- d) Past and Present Use: The property formerly had a single family housing unit on each lot. The houses have been removed. The property will be green space until there is a need for more parking.
- e) Estimated value of the property: \$1,500
- f) Impact on campus master plan: will provide additional green space or parking and is within current campus master plan footprint.

**Fiscal and Facilities Committee**

*Larry Teahon, Chair  
Cap Peterson  
Rich Kunckel*

February 27, 2009

---

**ACTION:      Accept Substantial Completion for Rice/Stadium Renovation Project at Wayne State**

Priority: Financial Strength of the System

Goal:   5.   Strengthen fiscal, environmental, technological and physical resources

Strategy:   j.   Maintain facilities and improve physical environment

---

Policy 8069 requires that the architect, engineer, contractor and college-retained inspector or college representative determine that a project is substantially complete. After all work on any outstanding items is adequately performed, the project shall be deemed to have reached final completion. The College President will notify the Board of Trustees at the next available Board meeting when the project's final acceptance is accomplished.

Due to the nature of the Rice/Stadium Renovation Project, the Substantial Completion was completed with the following representatives present: Cap Peterson, Trustee; Ed Hoffman, Vice Chancellor for Facilities, Planning and Information Technology, NSCS Office; Carolyn Murphy, Vice Chancellor for Finance & Administration, NSCS Office; Richard Collings, President, WSC; Beth Kroger, Vice President for Administration and Finance, WSC; Bob McCue, Vice President for Academic Affairs, WSC; Chad Altwine, Director of Facility Services, WSC; Mike Rindone, State Building Division; Steve Hotovy, Task Force for Building Renewal; Keith Moje, Otte Construction; Ed Vidlak, Leo A Daly Architects; and Martin Lane, Leo A Daly Architects.

The members of this group inspected Rice/Stadium at Wayne State on January 26 and February 10, 2009 and determined that the project had reached substantial completion.

## Fiscal and Facilities Committee

Larry Teahon, Chair  
 Cap Peterson  
 Rich Kunckel

February 27, 2009

**ACTION: Approve Use of LB 1100 Set Aside Funds for 2009-2010 the Following Projects and Amounts for Each College**

**Chadron State - \$155,361 for Relighting Nelson Physical Activity Center  
 Arena and Armstrong Gymnasium & Pool  
 Peru State - \$165,803 for Jindra Fine Arts Building Code Upgrades  
 Wayne State - \$125,000 for Art Gallery Renovation  
 \$ 83,897 for Stadium Seating Surface Refurbishment**

Priority: Financial Strength of the System

Goal: 1. Ensure financial accountability

Strategy: f. Keep Board of Trustees informed on the financial status of the colleges and system

Legislation passed in 1998 established the practice of setting aside a depreciation allowance on recently completed new construction and larger renovation projects. The purpose is to allow the build-up of a fund that will help address major renewal or renovation projects. The legislation was amended several times during the budget cutting years, both to limit or eliminate the amount of the pay-in for specific years and to expand the purposes for which the depreciation funds could be used. The set aside amount for 2007-09 allows for a 1% funding level.

For 2006-07, the amounts available totaled \$431,864. The Board approved funding for the following projects last year:

CSC - continue the updating of HVAC controls,

PSC - supplement LB605 projects or match LB 309 Task Force allocations, primarily at AI Wheeler Activity Center, and

WSC - replace stage curtains and rigging and replace broken balcony seats at Rice Auditorium and address ventilation issues at Fine Arts and Gardner Hall.

For 2007-08, the amounts available totaled \$486,756. The Board approved funding for the following projects last year:

CSC – Miller Hall window replacement, this project will require FY 07-08 and FY 08-09 dollars,

PSC – supplement LB 605 dollars used on the AI Wheeler Activity Center project, and

WSC – supplement LB 605 dollars used on the Campus Services building project.

For 2008-09, the amounts available totaled 530,061. The System Office and the Colleges recommend that the Board approve the following projects from this funding:

CSC – relight Nelson Physical Activity Center Arena and Armstrong Gym and Pool

PSC – code upgrades in Jindra Fine Arts Building

WSC – renovation of Art Gallery in Library and refurbishment of Stadium seating surface



**Fiscal and Facilities Committee**

*Larry Teahon, Chair  
Cap Peterson  
Rich Kunckel*

February 27, 2009

---

**ACTION: Approve the Following Grant Award as Submitted by Chadron State:**

Chadron Award

- Nature Explore Outdoor Learning Environment (The Nebraska Community Enhancement Program) -- \$3,000

Priority: Financial Strength of the System

Goal: 1. Ensure financial accountability

Strategy: f. Keep Board of Trustees informed on the financial status of the colleges and system

---

Board policy 6024 requires that grant applications and awards, which have as part of the Agreement the obligation to accept fiscal responsibility in future years, or require maintenance of effort shall be approved by the Board. Information on grant applications and awards exceeding \$25,000 is found on the following page(s).

## 4.5.-2

## NOTICE OF INTENT TO APPLY FOR, OR TO ACCEPT, AWARDS OF NON-STATE CONTRACTS OR GRANTS

College: Chadron State College		Date: 1/15/2009
Notice of Intent	Application:	Accept Award: XXX
Name of Program: Nature Explore Outdoor Learning Environment		
Funding Source: Nebraska Community Enhancement Program		
Amount Requested:	Amount Awarded: \$3,000 (letter of intent received pending phone conversation from funding source)	Funding Period: 1/1/ 09 – 10/30/10
Closing Date for Application Submission: November 15, 2008		
When reporting Grant Award-- Has Grant Application been approved by the Board? No		Date Approved:
Does this grant include <b>Indirect Cost Funds</b> for the College's use?		Yes: No: X
Will this grant require <b>State Matching Funds</b> ?		Yes: X No:
Donated funds to the project entered as state matching funds = \$7,666.		
Will this grant require <b>In-Kind Funds</b> ?		Yes: X No:
If yes, describe briefly (i.e., faculty release time, support personnel, use of office space, telephone, office supplies, etc.): Contributions have been promised by local merchants of material and labor—plants, trees, lumber, and labor equal in estimated value of \$3,480.75.		
Is <b>State Maintenance of Effort</b> or <b>Future Fiscal Responsibility</b> required? As the campus maintains its physical campus, it will care for the project's garden.		Yes: X No:
Are there restrictions imposed by regulation on claiming indirect costs?		Yes: No: X
How many FTE positions will the grant fund?		5 hours per week for 45 weeks at \$7.50/hour
How many of these are new positions?		0
Briefly describe the purpose(s) of this application/award:  The CSC Child Development Center is constructing the Nature Explore Outdoor Learning Environment to provide children from the community with an outdoors' experience with many educational benefits. The project coordinates the energy and good will of families and children, local professionals, community groups, and many volunteers, starting with the first plantings. The Nature Explore Outdoor Learning Environment includes, for example, native grasses, Ponderosa pines, and perennials.		
Is this grant a continuation of a previous/existing grant?		Yes: No: X
If a continuation grant, describe the previous grant in terms of amount, funding period, and any differences in program:		
Has this grant application been previously denied?		Yes: No: X
If yes, please state the reason:		
Person responsible for the preparation of the application: Dr. Kim Madsen		
Administrator responsible for approving the application: Janie Park, PhD, President		

Gary Bieganski, Chair  
 Marge Harouff  
 Taylor Dunekacke

February 27, 2009

Fall Enrollment Reports

Priority: Financial Strength of the System  
 Goal: 2. Increase enrollment and retention  
 Strategies: b. Increase number of students in residential housing  
 e. Increase number of out-of-state students

The enrollment reports that follow summarize end-of-semester enrollment at the Colleges for Fall 2008. System-wide enrollment increased for the 2008 fall session by 81 FTE or approximately 1.22% above the 2007 fall session. Listed below is a breakdown by college of the enrollment changes:

	<b>2007 FTE Enrollment</b>	<b>2008 FTE Enrollment</b>	<b>% Change</b>
Chadron	2,040	2,097	2.79%
Peru	1,651	1,628	-1.41%
Wayne	2,965	2,983	0.61%
<b>System Total</b>	<b>6,627</b>	<b>6,708</b>	<b>1.22%</b>

Listed below is an analysis of full-time students, undergraduate students, on-campus students, and resident students:

	<b>% of Full-Time Students (Headcount)</b>	<b>% of Undergraduate Students (Headcount)</b>	<b>% of On-Campus Students (Headcount)</b>	<b>% of Resident Students (Headcount)</b>
Chadron	62%	83%	68%	73%
Peru	54%	82%	36%	81%
Wayne	74%	78%	82%	84%
<b>2008 System Total</b>	<b>65%</b>	<b>80%</b>	<b>65%</b>	<b>80%</b>
<b>2007 System Total</b>	<b>65%</b>	<b>80%</b>	<b>66%</b>	<b>81%</b>

## 5.1.-2

**END OF TERM ENROLLMENT REPORT**  
**CHADRON STATE COLLEGE**  
 TERM: Fall 2008

<b>Type of Instruction</b>	Headcount		Percent Change	Full Time	Part Time	FTE 2007	FTE 2008
	2007	2008					
Lower Division	1068	1067	0%	807	260	896	922
Upper Division	1220	1228	1%	818	410	968	972
Graduate Division	438	473	8%	91	382	176	203
<b>TOTALS</b>	<b>2,726</b>	<b>2,768</b>	<b>2%</b>	<b>1,716</b>	<b>1,052</b>	<b>2,040</b>	<b>2,097</b>
						Change in FTE	Percent Change
						57	2.79%
<b>Class Location</b>	Headcount		Percent Change	Full Time	Part Time	FTE 2007	FTE 2008
	2007	2008					
<b>On-Campus Students</b>							
Undergrads	1,753	1,778	1%	1,494	284	1,633	1,644
Graduates	97	115	19%	44	71	55	62
<b>TOTALS</b>	<b>1,850</b>	<b>1,893</b>	<b>2%</b>	<b>1,538</b>	<b>355</b>	<b>1,688</b>	<b>1,706</b>
<b>Off-Campus Students</b>							
Undergrads	535	517	-3%	131	386	231	250
Graduates	341	358	5%	47	311	121	141
<b>TOTALS</b>	<b>876</b>	<b>875</b>	<b>0%</b>	<b>178</b>	<b>697</b>	<b>352</b>	<b>391</b>
<b>Resident Status</b>	Headcount		Percent Change	Full Time	Part Time	FTE 2007	FTE 2008
	2007	2008					
<b>Resident Students</b>							
Undergrads	1,679	1,662	-1%	1,158	504	1,333	1,350
Graduates	363	352	-3%	64	288	140	145
<b>TOTALS</b>	<b>2,042</b>	<b>2,014</b>	<b>-1%</b>	<b>1,222</b>	<b>792</b>	<b>1,473</b>	<b>1,495</b>
<b>Non-Resident Students</b>							
Undergrads	609	633	4%	467	166	531	544
Graduates	75	121	61%	27	94	36	58
<b>TOTALS</b>	<b>684</b>	<b>754</b>	<b>10%</b>	<b>494</b>	<b>260</b>	<b>567</b>	<b>602</b>

**END OF TERM ENROLLMENT REPORT**  
**PERU STATE COLLEGE**  
 TERM: 2008 FALL

<b>Type of Instruction</b>	Headcount		Percent Change	Full Time	Part Time	FTE 2007	FTE 2008
	2007	2008					
Lower Division	899	969	8%	507	462	617	627
Upper Division	866	937	8%	598	339	699	739
Graduate Division	542	422	-22%	157	265	336	263
<b>TOTALS</b>	<b>2,307</b>	<b>2,328</b>	<b>1%</b>	<b>1,262</b>	<b>1,066</b>	<b>1,651</b>	<b>1,628</b>
						Change in FTE	Percent Change
						-23	-1.41%
<b>Class Location</b>	Headcount		Percent Change	Full Time	Part Time	FTE 2007	FTE 2008
	2007	2008					
<b>On-Campus Students</b>							
Undergrads	866	826	-5%	782	44	841	816
Graduates	19	21	11%	13	8	14	21
<b>TOTALS</b>	<b>885</b>	<b>847</b>	<b>-4%</b>	<b>795</b>	<b>52</b>	<b>855</b>	<b>837</b>
<b>Off-Campus Students</b>							
Undergrads	899	1,080	20%	323	757	475	550
Graduates	523	401	-23%	144	257	322	242
<b>TOTALS</b>	<b>1,422</b>	<b>1,481</b>	<b>4%</b>	<b>467</b>	<b>1,014</b>	<b>796</b>	<b>791</b>
<b>Resident Status</b>	Headcount		Percent Change	Full Time	Part Time	FTE 2007	FTE 2008
	2007	2008					
<b>Resident Students</b>							
Undergrads	1,450	1,535	6%	873	662	1,067	1,083
Graduates	453	346	-24%	128	218	283	214
<b>TOTALS</b>	<b>1,903</b>	<b>1,881</b>	<b>-1%</b>	<b>1,001</b>	<b>880</b>	<b>1,350</b>	<b>1,297</b>
<b>Non-Resident Students</b>							
Undergrads	315	371	18%	232	139	249	283
Graduates	89	76	-15%	29	47	53	48
<b>TOTALS</b>	<b>404</b>	<b>447</b>	<b>11%</b>	<b>261</b>	<b>186</b>	<b>302</b>	<b>331</b>

\*Totaling errors may occur as a result of rounding

## 5.1.-4

**END OF TERM ENROLLMENT REPORT**  
**WAYNE STATE COLLEGE**  
 TERM: 2008 FALL

<b>Type of Instruction</b>	Headcount		Percent Change	Full Time	Part Time	FTE 2007	FTE 2008
	2007	2008					
Lower Division	1,453	1,453	0%	1,388	65	1,378	1,377
Upper Division	1,268	1,328	5%	1,204	124	1,190	1,241
Graduate Division	809	803	-1%	68	735	397	365
<b>TOTALS</b>	<b>3,530</b>	<b>3,584</b>	<b>2%</b>	<b>2,660</b>	<b>924</b>	<b>2,965</b>	<b>2,983</b>
						Change in FTE	Percent Change
						18	0.61%
<b>Class Location</b>	Headcount		Percent Change	Full Time	Part Time	FTE 2007	FTE 2008
	2007	2008					
<b>On-Campus Students</b>							
Undergrads	2,680	2,736	2%	2,592	144	2,557	2,608
Graduates	218	208	-5%	57	151	112	111
<b>TOTALS</b>	<b>2,898</b>	<b>2,944</b>	<b>2%</b>	<b>2,649</b>	<b>295</b>	<b>2,669</b>	<b>2,719</b>
<b>Off-Campus Students</b>							
Undergrads	41	45	10%	0	45	11	10
Graduates	591	595	1%	11	584	285	254
<b>TOTALS</b>	<b>632</b>	<b>640</b>	<b>1%</b>	<b>11</b>	<b>629</b>	<b>296</b>	<b>264</b>
<b>Resident Status</b>	Headcount		Percent Change	Full Time	Part Time	FTE 2007	FTE 2008
	2007	2008					
<b>Resident Students</b>							
Undergrads	2,321	2,380	3%	2,204	176	2,188	2,233
Graduates	667	641	-4%	58	583	322	290
<b>TOTALS</b>	<b>2,988</b>	<b>3,021</b>	<b>1%</b>	<b>2,262</b>	<b>759</b>	<b>2,510</b>	<b>2,523</b>
<b>Non-Resident Students</b>							
Undergrads	400	401	0%	388	13	380	385
Graduates	142	162	14%	10	152	75	75
<b>TOTALS</b>	<b>542</b>	<b>563</b>	<b>4%</b>	<b>398</b>	<b>165</b>	<b>455</b>	<b>460</b>

## Academic, Personnel & Student Affairs Committee

*Gary Bieganski, Chair*

*Marge Harouff*

*Taylor Dunekacke*

February 27, 2009

### Graduation Summaries

Priority: Educational Excellence Throughout the System

Goal: 2. Create a college experience that enriches the lives of our students and prepares them for their chosen careers.

Board policy #3600 grants the President of each college the authority to confer the approved degrees to all students qualifying for graduation. No more than two (2) commencement exercises are authorized each year.

The Chancellor is required to present a summary report to the Board following each commencement that provides information on the number of graduates per degree and discipline in the System.

Attached is the summary of graduate information that has been provided by the colleges. Also included is notification of any Distinguished Service Awards or Honorary Degrees granted.

Listed below is a table providing comparative data from fall 2003 to fall 2008 for number of graduates (headcount) and number of degrees awarded. The data includes August and December graduates.

<b>Fall Graduation Summary</b>							
	<b>Chadron</b>		<b>Peru</b>		<b>Wayne</b>		<b>Total</b>
	Headcount	Degrees Awarded	Headcount	Degrees Awarded	Headcount	Degrees Awarded	Degrees Awarded
2003	158	159	173	209	204	225	593
2004	151	151	103	127	224	240	518
2005	177	196	121	150	181	207	553
2006	158	176	162	196	219	245	617
2007	143	156	154	196	210	235	587
2008	108	119	168	197	214	247	563

**Chadron State College**  
 Summary of Graduates by Major and Degree  
 Fall, 2008

<b>Undergraduate Students</b>		
<b>Applied Sciences Department</b>		
Family & Consumer Science (comprehensive major)	BA	3
Industrial Management (comprehensive major)	BSN	1
Industrial Technology Field Endorsement (7-12)	BSE	0
Range Management (comprehensive major)	BSN	5
<b>Business &amp; Economics Department</b>		
AgriBusiness	BA	0
Basic Business Education Subject Endorsement (7-12)	BSE	0
Business Administration (comprehensive major)	BA	12
Business Education Field Endorsement (7-12)	BSE	0
General Business	BA	2
<b>Communication Arts Department</b>		
Communication Arts	BA	0
Journalism	BA	2
Speech Communications	BA	0
<b>Counseling, Psychology, and Social Work Department</b>		
Psychology	BA	2
Social Work	BA	0
<b>Education Department</b>		
Early Childhood Education Subject Endorsement (birth-Grade 3)	BSE	1
Elementary Education Field Endorsement (K-8)	BSE	7
Unified Early Childhood (B-3 <sup>rd</sup> grade)	BSE	0
Mild & Moderate Disabilities Field Endorsement (7-12) or (K-12)	BSE	1
<b>English &amp; Humanities Department</b>		
English Subject Endorsement (4-9)	BSE	3
Language Arts Field (7-12)	BSE	1
Literature	BA	1
Spanish	BA	0
<b>Human Performance Department</b>		
Health Education Subject Endorsement (7-12)	BSE	1
Physical Education Subject Endorsement (7-12)	BSE	2
Physical Education Health Subject Endorsement (K-12)	BSE	5
Physical Education Subject Endorsement (K-8)	BSE	0
Recreation	BA	3
<b>Justice Studies Department</b>		
Justice Studies	BA	4
<b>Mathematical Sciences Department</b>		
Information Science and Technology	BSN	2
Mathematics	BSN	4
Mathematics Subject Endorsement (4-9)	BSE	2
Mathematics Field Endorsement (7-12)	BSE	6
Mathematics Subject Endorsement (7-12)	BSE	0
<b>Music Department</b>		
Music (comprehensive major)	BA	1
Vocal Music Subject Endorsement (K-8)	BSE	0
Music Field Endorsements (K-12)	BSE	0
<b>Physical and Life Sciences Department</b>		
Biology (comprehensive major)	BSN	5
Biology Subject Endorsement (7-12)	BSE	0
Clinical Laboratory Science	BSN	0
Chemistry	BSN	0
Health Sciences	BSN	1
Natural Science Field Endorsement (7-12)	BSE	1
Physical Science (Comprehensive Major)	BSN	0



<b>Undergraduate Students</b>		
<b>Social Science and Justice Studies Department</b>		
History	BA	2
History Subject Endorsement (7-12)	BSE	0
Social Science Subject Endorsement (4-9)	BSE	1
Social Science Field Endorsement (7-12)	BSE	0
<b>Visual and Performing Arts Department</b>		
Art	BA	4
Art Field Endorsement	BSE	1
Theatre	BA	2
Theatre Subject Endorsement (7-12)	BA	1
<b>Interdepartmental Undergraduate Degree Programs</b>		
Electronic Information Management	BA	0
Library Media	BA	1
Interdisciplinary Studies (comprehensive major)	BA	4
Technical Occupations	BAS	1
Undergraduate Headcount		84
Undergraduate Degrees Awarded		95
<b>Graduate Students</b>		
Master of Business Administration	MBA	3
Principal Elementary Administration	ME	2
Secondary Administration	ME	3
Elementary/Secondary Teaching	ME	3
Community Counseling	MA	4
School Counseling 7-12	ME	4
History/Language Arts/Humanities	MA	0
Organizational Management/Human Services/Sports Management	MS	3
Science/Mathematics	MA	2
Superintendent	SP	0
Graduate Student Headcount		24
Graduate Student Degrees Awarded		24
Total Student Headcount		108
Total Degrees Awarded		119

## 5.2.-4

**Peru State College**  
 Summary of Graduates by Major and Degree  
 Fall, 2008

<b>Undergraduate Students</b>		
<b>Business Department</b>		
Business Administration Major	BA	0
	BS	20
Business Administration Technology Major	BAS	29
	BT	0
<b>Industrial Technology Department</b>		
Industrial Technology Major	BA	0
	BS	0
<b>Criminal Justice Department</b>		
Criminal Justice Major	BA	0
	BS	7
<b>Psychology-Sociology Department</b>		
Psychology Major	BA	0
	BS	5
<b>Education Department</b>		
Teacher Education	BA	0
	BS	47
Physical Education Major	BA	0
	BS	5
<b>English Department</b>		
English Major	BA	2
	BS	2
<b>Liberal Arts Department</b>		
Liberal Arts Major	BA	3
<b>Performing &amp; Fine Arts Department</b>		
Art Major	BA	0
	BS	4
Music Major	BA	0
	BS	5
Speech and Drama Major	BA	0
	BS	0
<b>Social Science Department</b>		
Social Science Major	BA	4
	BS	6
<b>Science &amp; Technology Department</b>		
Computer and Information Services Major	BA	0
	BS	0
Mathematics Major	BA	0
	BS	0
<b>Natural Science Department</b>		
Natural Science Major	BA	0
	BS	5
<b>Graduate Students</b>		
Curriculum and Instruction Major	MSE	51
Organizational Management	MSOM	2
Total Student Headcount		168
Total Degrees Awarded		197

Distinguished Service Award(s) Granted: None  
 Honorary Degree(s) Granted: None

**Wayne State College**  
 Summary of Graduates by Major and Degree  
 Fall, 2008

<b>Undergraduate Students</b>		
<b>School of Arts &amp; Humanities</b>		
Art & Design Department		
Art Major	BA	0
	BS	9
Communication Arts Department		
Mass Communication Major	BA	0
	BS	4
Speech Communication Major	BA	1
	BS	1
Theatre Major	BA	0
	BS	1
Language & Literature Department		
English Major	BA	0
	BS	3
French Education Major	BA	0
Modern Language & Culture Major	BA	0
Spanish Major	BA	3
Music Department		
Music Major	BA	1
	BS	1
<b>School of Business &amp; Technology</b>		
Business & Economics Department		
Business Administration Major	BA	0
	BS	45
Computer Technology & Information Systems Department		
Computer Information Systems Major	BA	0
	BS	3
Computer Science Major	BA	0
	BS	0
Technology & Applied Sciences Department		
Early Childhood Major	BA	0
	BS	3
Family & Consumer Science Major	BA	0
	BS	1
Industrial Technology Major	BA	0
	BS	15
Technology Major	BA	0
	BS	1

## 5.2.-6

<b>School of Education &amp; Counseling</b>		
<b>Counseling &amp; Special Education Department</b>		
Human Service Counseling Major	BA	1
	BS	7
Special Education Major	BA	0
	BS	3
<b>Educational Foundations &amp; Leadership Department</b>		
Early Childhood Education Major	BA	0
	BS	11
Elementary Education Major	BA	1
	BS	24
Middle Level Education Major	BA	1
	BS	2
<b>School of Natural &amp; Social Sciences</b>		
<b>Health, Human Performance &amp; Sport Department</b>		
Applied Human & Sport Physiology Major	BA	0
	BS	2
Exercise Science Major	BA	1
	BS	2
Health & PE Major	BA	0
	BS	3
Sport Management Major	BA	0
	BS	5
<b>History, Politics &amp; Geography Department</b>		
Geography Major	BA	0
	BS	4
History Major	BA	1
	BS	3
Political Science Major	BA	1
	BS	2
Social Sciences Education Major	BA	0
	BS	1
<b>Life Sciences Department</b>		
Life Sciences Major	BA	0
	BS	4
<b>Physical Sciences &amp; Mathematics Department</b>		
Chemistry Major	BA	0
	BS	0
Mathematics Major	BA	0
	BS	0
Natural Sciences Major	BA	0
	BS	0
Physical Sciences Major	BA	0
	BS	1
<b>Sociology, Psychology &amp; Criminal Justice Department</b>		
Criminal Justice Major	BA	0
	BS	11
Psychology Major	BA	0
	BS	6
Social Sciences Major	BA	0
	BS	2
Sociology Major	BA	0
	BS	2

Interdisciplinary Studies		
Interdisciplinary Studies Major	BA	0
	BS	1
Graduate Students		
Business Administration Major	MBA	11
Organizational Management/Sport & Recreation Management	MS	1
Counseling Major	MSE	6
Curriculum & Instruction Major	MSE	24
Physical Education Major (Non-Teaching)	MSE	2
School Administration Major	MSE	2
Social Sciences Major	MSE	1
Special Education Major	MSE	1
School Administration -- Ed. Specialist	EdS	5
Total Degrees Reported (includes Double Majors)		247
Total Graduate Headcount		214

Distinguished Service Award(s) Granted:

George and Susan Menking -- Alumni Achievement Award

Honorary Degrees Granted: None

## Academic, Personnel & Student Affairs Committee

Gary Bieganski, Chair  
Marge Harouff  
Taylor Dunekacke

February 27, 2009

### Fall Instructional Load Reports

Priority: Financial Strength of the System

Goals: 2. Increase enrollment and retention

4. Improve efficiency of operations

Strategies: g. Continually find ways to stretch limited resources as far as possible

The fall Instructional Load Reports have been submitted by the colleges and are attached. The following table summarizes the information regarding student credit hour production and FTE faculty. As you will note, student credit hour production has increased approximately 1% and FTE faculty has increased 2.6%. Student credit hour/FTE faculty at the undergraduate level has decreased 4.9%, at the graduate level has increased 10.2%. Overall student credit hour/FTE has decreased 2.2%.

		Fall 2008				2007
		Undergraduate Level	Graduate Level	Total	System Total	System Total
<b>Student Credit Hour Production</b>	Chadron	28,451	2,389	30,840	97,726	96,825
	Peru	21,288	1,937	23,225		
	Wayne	39,848	3,813	43,661		
<b>Total FTE Faculty</b>	Chadron	108.40	12.00	120.40	369.54	360.09
	Peru	74.90	9.70	84.60		
	Wayne	146.88	17.66	164.54		
<b>Student Credit Hour/FTE Faculty</b>	Chadron	262	199	256	UG Avg: 272 Grad Avg: 205 Avg: 265	UG Avg: 286 Grad Avg: 186 avg: 271
	Peru	284	200	275		
	Wayne	271	216	265		
<b>FTE Students/ FTE Faculty</b>	Chadron	17	17			
	Peru	19	17			
	Wayne	18	18			

**CHADRON STATE COLLEGE  
INSTRUCTIONAL LOAD REPORT**

Term: Fall 2008

<b>STUDENT CREDIT HOUR PRODUCTION BY RANK AND LEVEL OF INSTRUCTION</b>					
	Lower Div	Upper Div	UG Total	Grad Div	Total
SCH Production (Ranked Faculty)	13,495	9,502	22,997	1,665	24,662
SCH Production (Adjunct/Part-Time)	2,890	1,349	4,239	724	4,963
SCH Production (Graduate Assistant)	1,131	84	1,215	0	1,215
Total SCH Production	17,516	10,935	28,451	2,389	30,840
<b>DISTRIBUTION OF FTE FACULTY BY RANK AND LEVEL OF INSTRUCTION</b>					
	Lower Div	Upper Div	UG Total	Grad Div	Total
Professor	7.3	12.3	19.5	2.4	21.9
Associate Professor	11.5	9.1	20.6	1.7	22.3
Assistant Professor	24.5	16.5	41.0	3.7	44.7
Instructor	4.2	3.3	7.5	0.0	7.5
Lecturer	1.7	2.4	4.1	0.7	4.8
Adjunct/Part-Time	7.9	4.3	12.3	3.6	15.8
Graduate Assistant	3.3	0.3	3.5	0.0	3.5
Total FTE Faculty	60.2	48.2	108.4	12.0	120.4
Total Headcount Faculty					170
FTE Students	1168	729	1897	199	2096
<b>DISTRIBUTION OF FTE FACULTY AND STUDENT CREDIT HOUR PRODUCTION BY TRADITIONAL DELIVERY</b>					
	Lower Div	Upper Div	UG Total	Grad Div	Total
FTE Ranked Faculty -- On-Campus*	39.5	32.0	71.5	2.8	74.2
FTE Adjunct/Part-Time -- On-Campus*	7.2	2.7	9.9	0.0	9.9
FTE Graduate Assistant -- On-Campus*	3.3	0.3	3.5	0.0	3.5
SCH Production -- On-Campus*	14,153	7,183	21,336	440	21,776
FTE Ranked Faculty -- Off-Campus**	0.0	1.3	1.3	0.3	1.7
FTE Adjunct/Part-Time -- Off-Campus**	0.7	0.0	0.7	0.2	0.9
FTE Graduate Assistant -- Off-Campus**	0.0	0.0	0.0	0.0	0.0
SCH Production -- Off-Campus**	85	515	600	165	765
<b>DISTRIBUTION OF FTE FACULTY AND STUDENT CREDIT HOUR PRODUCTION BY ON-LINE AND ASYNCHRONOUS DELIVERY</b>					
	Lower Div	Upper Div	UG Total	Grad Div	Total
FTE Ranked Faculty-OnLine/Hybrid***	6.9	9.8	16.7	8.0	24.7
FTE Adjunct/Part-Time-OnLine/Hybrid***	2.8	2.1	4.8	0.7	5.5
FTE Graduate Assistant-OnLine/Hybrid***	0.0	0.0	0.0	0.0	0.0
SCH Production - OnLine/Hybrid***	2,891	2,924	5,815	1,747	7,562
FTE Ranked Faculty-Other Asynch****	0.0	0.0	0.0	0.0	0.0
FTE Adjunct/Part-Time-Other Asynch****	0.0	0.0	0.0	0.0	0.0
FTE Graduate Assistant-Other Asynch****	0.0	0.0	0.0	0.0	0.0
SCH Production-Other Asynch****	387	309	696	37	733
<b>PRODUCTION RATIOS BY RANK AND LEVEL OF INSTRUCTION</b>					
	Lower Div	Upper Div	UG Total	Grad Div	Total
SCH/FTE Ranked Faculty	275	218	248	197	244
SCH/FTE Adjunct/Part-Time	364	312	345	203	314
SCH/FTE Graduate Assistant	348	336	347	0	347
Total SCH/FTE Faculty	291	227	262	199	256
FTE Student/FTE Ranked Faculty	18	15	17	16	17
FTE Student/FTE Adjunct/Part-Time	24	21	23	17	22
FTE Student/FTE Graduate Assistant	23	22	23	0	23
Total FTE Student/FTE Faculty	19	15	17	17	17

\*Face-to-face at each of the respective institutions

\*\*Remote campus locations, traditional format, interactive distance learning originating from off-campus location

\*\*\*At least 50% or more of delivery is by internet

\*\*\*\*CD, video

**PERU STATE COLLEGE  
INSTRUCTIONAL LOAD REPORT**

Term: FALL 2008

<b>STUDENT CREDIT HOUR PRODUCTION BY RANK AND LEVEL OF INSTRUCTION</b>					
	Lower Div	Upper Div	UG Total	Grad Div	Total
SCH Production (Ranked Faculty)	4,122	5,175	9,297	1,473	10,770
SCH Production (Adjunct/Part-Time)	8,033	3,958	11,991	464	12,455
SCH Production (Graduate Assistant)	0	0	0	0	0
<b>Total SCH Production</b>	<b>12,155</b>	<b>9,133</b>	<b>21,288</b>	<b>1,937</b>	<b>23,225</b>

<b>DISTRIBUTION OF FTE FACULTY BY RANK AND LEVEL OF INSTRUCTION</b>					
	Lower Div	Upper Div	UG Total	Grad Div	Total
Professor	6.1	6.5	12.6	0.7	13.2
Associate Professor	2.4	3.1	5.5	1.0	6.5
Assistant Professor	3.8	5.0	8.8	3.7	12.5
Instructor	1.5	4.3	5.7	1.7	7.4
Lecturer	0.0	0.0	0.0	0.0	0.0
Adjunct/Part-Time	28.0	14.3	42.3	2.7	44.9
Graduate Assistant	0.0	0.0	0.0	0.0	0.0
<b>Total FTE Faculty</b>	<b>41.8</b>	<b>33.1</b>	<b>74.9</b>	<b>9.7</b>	<b>84.6</b>
<b>Total Headcount Faculty</b>					<b>149</b>
<b>FTE Students</b>	<b>810</b>	<b>609</b>	<b>1419</b>	<b>161</b>	<b>1581</b>

<b>DISTRIBUTION OF FTE FACULTY AND STUDENT CREDIT HOUR PRODUCTION BY TRADITIONAL DELIVERY</b>					
	Lower Div	Upper Div	UG Total	Grad Div	Total
FTE Ranked Faculty -- On-Campus*	10.9	11.5	22.4	0.0	22.4
FTE Adjunct/Part-Time -- On-Campus*	9.9	3.4	13.3	0.0	13.3
FTE Graduate Assistant -- On-Campus*	0.0	0.0	0.0	0.0	0.0
SCH Production -- On-Campus*	6,372	3,476	9,848	0	9,848
FTE Ranked Faculty -- Off-Campus**	0.0	0.8	0.8	0.0	0.8
FTE Adjunct/Part-Time -- Off-Campus**	7.8	2.0	9.8	0.0	9.8
FTE Graduate Assistant -- Off-Campus**	0.0	0.0	0.0	0.0	0.0
SCH Production -- Off-Campus**	1,065	783	1,848	2	1,850

<b>DISTRIBUTION OF FTE FACULTY AND STUDENT CREDIT HOUR PRODUCTION BY ON-LINE AND ASYNCHRONOUS DELIVERY</b>					
	Lower Div	Upper Div	UG Total	Grad Div	Total
FTE Ranked Faculty-OnLine/Hybrid***	2.9	6.6	9.5	7.0	16.5
FTE Adjunct/Part-Time-OnLine/Hybrid***	10.3	8.8	19.1	2.7	21.7
FTE Graduate Assistant-OnLine/Hybrid***	0.0	0.0	0.0	0.0	0.0
SCH Production - OnLine/Hybrid***	4,718	4,874	9,592	1,935	11,527
FTE Ranked Faculty-Other Asynch****	0.0	0.0	0.0	0.0	0.0
FTE Adjunct/Part-Time-Other Asynch****	0.0	0.0	0.0	0.0	0.0
FTE Graduate Assistant-Other Asynch****	0.0	0.0	0.0	0.0	0.0
SCH Production-Other Asynch****	0	0	0	0	0

<b>PRODUCTION RATIOS BY RANK AND LEVEL OF INSTRUCTION</b>					
	Lower Div	Upper Div	UG Total	Grad Div	Total
SCH/FTE Ranked Faculty	298	275	285	210	272
SCH/FTE Adjunct/Part-Time	287	278	284	174	277
SCH/FTE Graduate Assistant	0	0	0	0	0
<b>Total SCH/FTE Faculty</b>	<b>291</b>	<b>276</b>	<b>284</b>	<b>200</b>	<b>275</b>
FTE Student/FTE Ranked Faculty	20	18	19	18	19
FTE Student/FTE Adjunct/Part-Time	19	19	19	15	19
FTE Student/FTE Graduate Assistant	0	0	0	0	0
<b>Total FTE Student/FTE Faculty</b>	<b>19</b>	<b>18</b>	<b>19</b>	<b>17</b>	<b>19</b>

\*Face-to-face at each of the respective institutions

\*\*Remote campus locations, traditional format, interactive distance learning originating from off-campus location

\*\*\*At least 50% or more of delivery is by internet

\*\*\*\*CD, video



**WAYNE STATE COLLEGE  
INSTRUCTIONAL LOAD REPORT**

Term: Fall 2008

<b>STUDENT CREDIT HOUR PRODUCTION BY RANK AND LEVEL OF INSTRUCTION</b>					
	Lower Div	Upper Div	UG Total	Grad Div	Total
SCH Production (Ranked Faculty)	17,867	12,355	30,222	2,053	32,275
SCH Production (Adjunct/Part-Time)	6,200	2,687	8,887	1,760	10,647
SCH Production (Graduate Assistant)	739	0	739	0	739
Total SCH Production	24,806	15,042	39,848	3,813	43,661
<b>DISTRIBUTION OF FTE FACULTY BY RANK AND LEVEL OF INSTRUCTION</b>					
	Lower Div	Upper Div	UG Total	Grad Div	Total
Professor	22.08	30.71	52.79	5.89	58.68
Associate Professor	11.09	8.00	19.09	1.33	20.42
Assistant Professor	12.33	7.75	20.08	0.33	20.41
Instructor	10.71	7.50	18.21	0.67	18.88
Lecturer	0.00	0.00	0.00	0.00	0.00
Adjunct/Part-Time	20.54	14.17	34.71	9.44	44.15
Graduate Assistant	2.00	0.00	2.00	0.00	2.00
Total FTE Faculty	78.75	68.13	146.88	17.66	164.54
Total Headcount Faculty					238
FTE Students	1654	1003	2657	318	2975
<b>DISTRIBUTION OF FTE FACULTY AND STUDENT CREDIT HOUR PRODUCTION BY TRADITIONAL DELIVERY</b>					
	Lower Div	Upper Div	UG Total	Grad Div	Total
FTE Ranked Faculty -- On-Campus*	54.29	51.04	105.33	1.55	106.88
FTE Adjunct/Part-Time -- On-Campus*	19.37	11.67	31.04	0.00	31.04
FTE Graduate Assistant -- On-Campus*	2.00	0.00	2.00	0.00	2.00
SCH Production -- On-Campus*	24,158	13,959	38,117	488	38,605
FTE Ranked Faculty -- Off-Campus**	0.50	1.42	1.92	1.00	2.92
FTE Adjunct/Part-Time -- Off-Campus**	0.25	0.17	0.42	6.33	6.75
FTE Graduate Assistant -- Off-Campus**	0.00	0.00	0.00	0.00	0.00
SCH Production -- Off-Campus**	116	171	287	2,115	2,402
<b>DISTRIBUTION OF FTE FACULTY AND STUDENT CREDIT HOUR PRODUCTION BY ON-LINE AND ASYNCHRONOUS DELIVERY</b>					
	Lower Div	Upper Div	UG Total	Grad Div	Total
FTE Ranked Faculty-OnLine/Hybrid***	1.42	1.50	2.92	5.67	8.59
FTE Adjunct/Part-Time-OnLine/Hybrid***	0.92	2.33	3.25	1.00	4.25
FTE Graduate Assistant-OnLine/Hybrid***	0.00	0.00	0.00	0.00	0.00
SCH Production - OnLine/Hybrid***	532	912	1,444	1,048	2,492
FTE Ranked Faculty-Other Asynch****	0.00	0.00	0.00	0.00	0.00
FTE Adjunct/Part-Time-Other Asynch****	0.00	0.00	0.00	2.11	2.11
FTE Graduate Assistant-Other Asynch****	0.00	0.00	0.00	0.00	0.00
SCH Production-Other Asynch****	0	0	0	162	162
<b>PRODUCTION RATIOS BY RANK AND LEVEL OF INSTRUCTION</b>					
	Lower Div	Upper Div	UG Total	Grad Div	Total
SCH/FTE Ranked Faculty	318	229	274	250	273
SCH/FTE Adjunct/Part-Time	302	190	256	186	241
SCH/FTE Graduate Assistant	370	0	370	0	370
Total SCH/FTE Faculty	315	221	271	216	265
FTE Student/FTE Ranked Faculty	21	15	18	21	18
FTE Student/FTE Adjunct/Part-Time	20	13	17	16	17
FTE Student/FTE Graduate Assistant	25	0	25	0	25
Total FTE Student/FTE Faculty	21	15	18	18	18

\*Face-to-face at each of the respective institutions

\*\*Remote campus locations, traditional format, interactive distance learning originating from off-campus location

\*\*\*At least 50% or more of delivery is by internet

\*\*\*\*CD, video

**Academic, Personnel & Student Affairs Committee***Gary Bieganski, Chair**Marge Harouff**Taylor Dunekacke*

February 27, 2009

## 2009-10 through 2013-14 System-wide Academic Calendars

Priority: System Prominence

Board Policy 4001 states that all units of the Nebraska State College System will utilize the same semester calendar and class starting times. Each semester shall contain 75 instructional days. Below is the academic calendar schedule to be observed by each college for the upcoming five-year period.

	Fall 2009	Fall 2010	Fall 2011	Fall 2012	Fall 2013
Faculty Orientation	8/21	8/20	8/19	8/17	8/23
Classes Begin	8/24	8/23	8/22	8/20	8/26
Labor Day Holiday	9/7	9/6	9/5	9/3	9/2
Fall Mid-Term Break	10/19-20	10/18-19	10/17-18	10/15-16	10/21-22
Fall Break	11/25-27	11/24-26	11/23-25	11/21-23	11/20-22
Last Day of Classes	12/14	12/13	12/12	12/10	12/16
Exam Week	12/15-18	12/14-17	12/13-16	12/11-14	12/17-20
Fall Commencement	12/18	12/17	12/16	12/14	12/20

	Spring 2010	Spring 2011	Spring 2012	Spring 2013	Spring 2014
Classes Begin	1/11	1/10	1/9	1/7	1/13
Spring Mid-Term Break	3/8-12	3/7-11	3/5-9	3/4-3/8	3/10-14
Spring Break	4/5	4/25	4/9	4/1	4/14
Last Day of Classes	5/3	5/2	4/30	4/29	5/5
Exam Week	5/4-7	5/3-6	5/1-4	4/30-5/3	5/6-9
Spring Commencement	5/8	5/7	5/5	5/4	5/10

**Academic, Personnel & Student Affairs Committee**

*Gary Bieganski, Chair*  
*Marge Harouff*  
*Taylor Dunekacke*

February 27, 2009

---

**Athletic Gender Equity Reports**

Priority: Educational Excellence

---

At its February 26, 1999, meeting, the Board asked that the colleges establish plans to assure that their athletic programs were in compliance with the federal requirements of Title IX. The plans were to be structured so that full compliance would be reached within five to seven years, with annual updates provided to the Board.

Title IX of the Education Amendments of 1972 provides that “no person in the U.S. shall, on the basis of sex, be excluded from participation in, be denied the benefits of, or be subjected to discrimination under any education program or activity.” Title IX regulations require intercollegiate athletic programs to be compliant in three major categories:

- Participation opportunities (sports offerings);
- Financial Aid awarded; and
- Other program areas.

To meet the participating opportunities requirement, a college must offer participation opportunities for male and female students in substantial proportion to their respective enrollments. Institutions not meeting the substantial proportionality test can avoid violations of Title IX by demonstrating a history and continuing practice of program expansion for female participants or by having fully and effectively met the interests and abilities of the underrepresented gender.

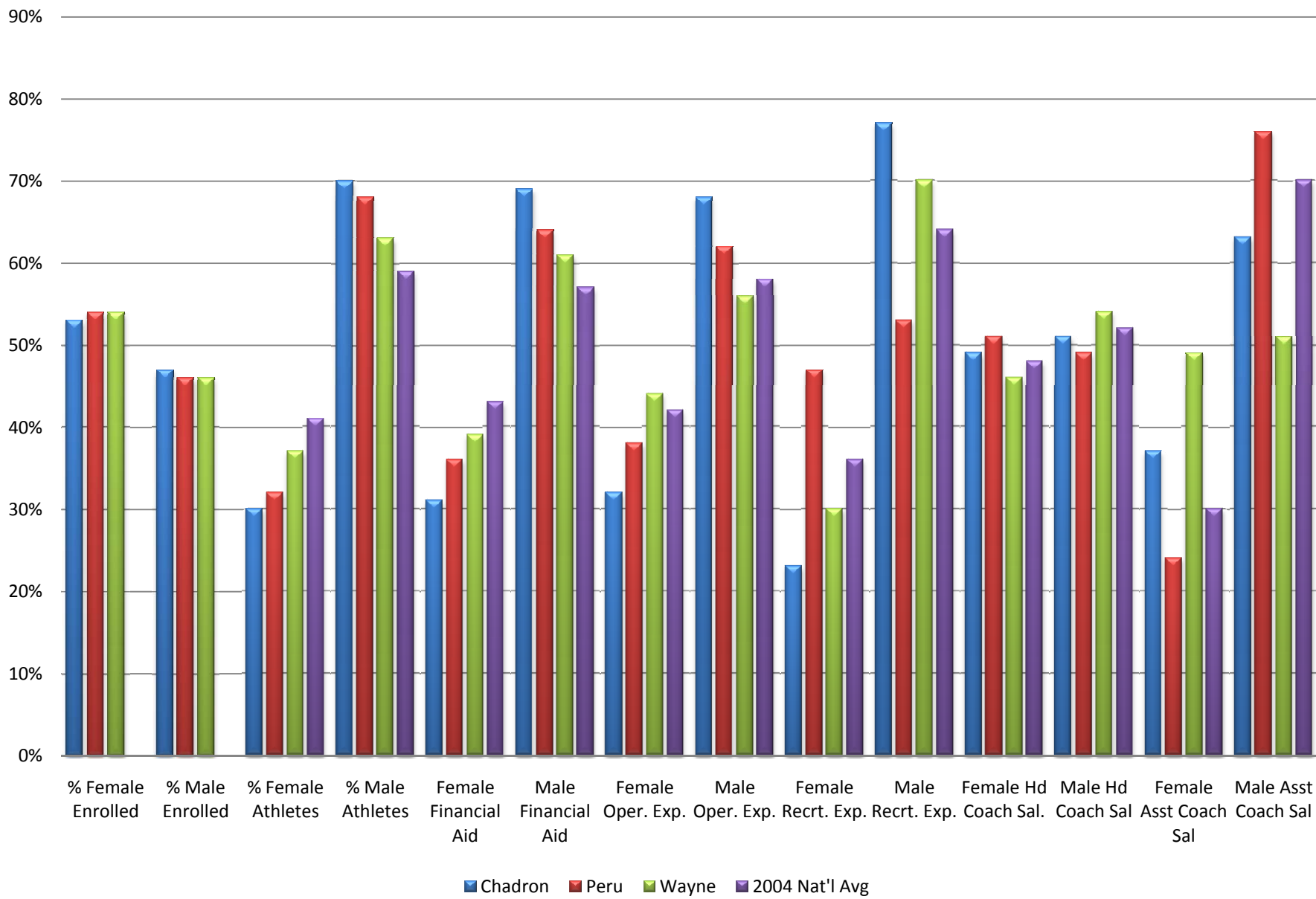
In evaluating financial aid awards, regulations only require that a college award athletic scholarships to members of each sex in proportion to the number of students of each sex participating in intercollegiate athletics.

In evaluating the other program areas, the same or proportionately similar benefits are to be provided in the areas of scheduling of games and practice times, equipment and supplies, academic tutoring, travel and per diem allowances, assignment and compensation of coaches, locker rooms, practice and competition facilities, medical facilities and services, publicity, administrative support, and recruitment of athletics.

Attached is this year’s report from each college as well as a graph that indicates the level of compliance attained by each of the three state colleges.

Each of the colleges are currently in compliance with Title IX Gender Equity requirements in athletics having recently expanded participation opportunities for female students, the athletically under-represented gender.

## 2008 Athletic Gender Equity Data



**CHADRON STATE COLLEGE**  
**Athletic Gender Equity Report**  
**Plan for Title IX Compliance**

**INTRODUCTION:**

The Educational Amendment Act of 1972 prohibits discrimination on the basis of gender in education programs and activities by recipients of federal funds. Specific provisions governing athletics programs and the awarding of athletic scholarships are also delineated. The Title IX regulation specifies equal opportunities for members of both genders must exist if a college offers an athletic program.

The Office of Civil Rights (OCR) of the U.S. Department of Education is responsible for enforcing Title IX of this amendment. Evidence of providing nondiscriminatory participation opportunities for individuals of both genders can be determined by one of three mechanisms, as provided by the Office of Civil Rights:

- The number of participation opportunities for male and female students is substantially proportionate to their respective enrollments in the College;
- The institution can demonstrate a historical and continuing practice of program expansion which demonstrates responsiveness to the developing interests and abilities of the athletically under-represented gender; or
- The interests and abilities of the members of the athletically under-represented gender have been and continue to be fully and effectively accommodated by the present program.

The institution is required to meet one of these three criteria for determining Athletic Gender Equity Compliance, as defined by the Office of Civil Rights.

The Office of Civil Rights evaluates not only the institution's programs and overall determination of compliance, but also the quality and support available to the athletic programs accommodating the two genders, in terms of coaching, equipment, practice and competitive facilities, recruitment, game scheduling, and publicity.

Chadron State College continues to be compliant under the prong two mechanism. Chadron State College will still remain open to the interests and abilities of the members of the athletically under-represented gender and attempt to fully and effectively accommodate them by its present programs.

## 5.5.-4

### ANALYSIS OF CURRENT STATUS

#### Number of Athletes

The total number of student athletes at Chadron State College in 2007-2008 was 346 based on the unduplicated count. There were 241 men and 105 women who participated in intercollegiate athletics. Men represented 69.7% of the participants and 30.4% were women. The breakdown by individual sports is as follows:

Men: Basketball	15	Women: Basketball	19
Football	124	Golf	6
Indoor Track	34	Softball	18
Outdoor Track	34	Indoor Track	21
Wrestling	34	Outdoor Track	20
		Volleyball	21

Additionally, 34 student-athletes participated in a second sport.

#### Operating Expenditures

The total operating expenditures, for athletics in 2007-2008 were \$428,297. The men's programs spent \$289,858 and the women's programs spent \$138,439. Men's programs spent 67.7% of the operating expenditures and 32.3% was spent on the women's program. A breakdown by individual sports is as follows:

Men: Basketball	\$ 35,252	Women: Basketball	\$32,143
Football	\$185,301	Golf	\$12,016
Track, Combined	\$ 29,181	Softball	\$41,201
Wrestling	\$ 40,124	Track, Combined	\$29,181
		Volleyball	\$23,898

#### Recruiting Expenditures

The total recruiting expenditures for athletics in 2007-2008, were \$13,969 with the men's programs spending \$10,748 and the women's program spending \$3,221. Men's programs spent 76.9% of the recruiting dollars and 23.1% was spent for women's programs. A breakdown by individual sports is as follows:

Men: Basketball	\$2,884	Women: Basketball	\$ 1,285
Football	\$7,254	Golf	\$ 0
Track, Combined	\$ 163	Softball	\$ 0
Wrestling	\$ 447	Track, Combined	\$ 163
		Volleyball	\$ 1,773

### Coaches' Individual Recruiting Philosophy

As in the past, each coach maintains his or her own recruiting philosophy. Funds for men's and women's programs are spent from individual Foundation accounts and from state budget sources. As is reflected in the individual sports Foundation accounts and state budget line, the men's programs typically have more dollars to spend on recruiting than the women's programs.

### Athletic Student Financial Aid

The total athletic student financial aid expenditures for athletics in 2007-2008 were \$481,092. The men's programs were awarded \$330,100 (68.6%) and the women's programs received \$150,992 (31.4%). A breakdown follows:

Men: Basketball	\$ 45,433	Women: Basketball	\$45,538
Football	\$209,019	Golf	\$ 7,103
Track, Combined	\$ 33,303	Softball	\$22,314
Wrestling	\$ 42,345	Track, Combined	\$28,968
		Volleyball	\$47,069

The average athletic student financial aid expenditure is broken down by sport as follows:

Men: Basketball	\$3,786	Women: Basketball	\$3,036
Football	\$2,349	Golf	\$1,421
Track, Combined	\$2,081	Softball	\$2,231
Wrestling	\$2,352	Track, Combined	\$1,810
		Volleyball	\$2,769

The number of students receiving athletically-related student aid is broken down by sport as follows:

Men: Basketball	12	Women: Basketball	15
Football	89	Golf	5
Track, Combined	16	Softball	10
Wrestling	18	Track, Combined	16
		Volleyball	17

Chadron State College athletic student financial aid for fiscal year 2007-2008 reported athletic scholarship assistance at a combined "state and other" funding level of \$481,092. Male athletes received \$330,100 (an average of \$2,445 per athlete) while female athletes received \$150,992 (an average of \$2,397 per athlete). These averages are calculated on the total number of males and females who received athletically-related student aid. (See figures immediately preceding this paragraph.)

## **5.5.-6**

### **Summary of Chadron State College Expenditures Data**

Of the total athletes participating in intercollegiate athletics at Chadron State College, 69.7% were men, and 30.4% were women. Men received 67.7% of the operating budget, and women received 32.3%. In recruiting expenditures, men spent 76.9% and women spent 23.1%. Athletic student financial aid received by men was 68.6% and aid granted to women was 31.4%.

### **Resource/Facility Analysis**

Male and female athletes use the same facilities on campus. Men's basketball, women's basketball, and women's volleyball are all played at the Armstrong Gymnasium on the same court. These teams use the facility for practice as well as varsity competition. Football is played on Elliott Field and practice fields are located south of the Armstrong building. Wrestlers practice and compete at the Nelson Physical Activity Center (NPAC). The NPAC is also home for indoor men's and women's track and field practice and competition. Track and field moves out-of-doors in the spring onto a facility owned by the Chadron Public Schools. The women's golf team practices at Chadron's Ridgeview Country Club. The women's softball team utilizes the new facility located on the southeast corner of campus.

### **PLAN TO ENSURE CONTINUED COMPLIANCE WITH ATHLETIC GENDER EQUITY**

Chadron State College continues to support the guidelines of Gender Equity. Athletic practice and game facilities are shared equally by both genders. The exceptions are the Women's Softball team and Women's Golf team. The CSC softball field and the Ridgeview Golf Course are facilities that are solely utilized by these two sports. Depending upon budget allocations for 2009-10, Chadron State College will also investigate more athletic opportunities with additional offerings for the female gender. The addition of the sport of Cross Country ranks high on the athletic departments list.

Staffing needs are also considered to address Gender Equity with the additional position of female graduate assistants in the sports of Women's Basketball, Volleyball, and softball. Track and field is currently conducting a search for a female assistant for the 2009-10 season.



## **PERU STATE COLLEGE Institutional Gender Equity Report**

### **INTRODUCTION**

The Educational Amendment Act of 1972 prohibits discrimination on the basis of gender in educational programs and activities by recipients of federal funds. Specific provisions governing athletic programs and the awarding of athletic scholarships are also delineated. The Title IX regulation specifies that equal opportunities for members of both genders must exist if a college offers an athletic program.

The Office of Civil Rights (OCR) of the U.S. Department of Education is responsible for enforcing Title IX of this amendment. Evidence of providing nondiscriminatory participation opportunities for individuals of both genders can be determined by one of three mechanisms, as provided by the Office of Civil Rights:

The number of participation opportunities for male and female students is substantially proportionate to their respective enrollments in the College;

The institution can demonstrate a historical and continuing practice of program expansion, that demonstrates responsiveness to the developing interests and abilities of the athletically under-represented gender; or

The interests and abilities of the members of the athletically under-represented gender have been and continue to be fully and effectively accommodated by the present program.

The institution is required to meet one of these three criteria for determining Athletic Gender Equity Compliance, as defined by the Office of Civil rights.

The Office of Civil Rights evaluates not only the institution's program and overall determination of compliance, but also the quality and support available to the athletic programs accommodating the two genders, in terms of coaching, equipment, practice and competitive facilities, recruitment, game scheduling, and publicity.

Peru State College has elected to use the second and third mechanisms for determining gender equity within its athletic program offerings.

## 5.5.-8

### ANALYSIS OF CURRENT STATUS

#### Number of Athletes

The total number of student athletes at Peru in 2007-2008 was 203. There were 139 men and 64 women who participated in intercollegiate athletics; 68% of the participants were men and 32% were women. The breakdown by individual sport is as follows:

Men:	Football	98	Women:	Basketball	11
	Baseball	25		Softball	20
	Basketball	16		Volleyball	16
	Volleyball	8		Golf	5
				Cross-Country	5
				Cheer	13
	Total	139		Total	70

(Total less multiple sport – 64)

#### Operating Expenditures

The total operating expenditures for athletics in 2007-2008 were \$247,183. Men's programs spent \$153,270 and women's programs \$93,463; a breakdown by gender shows that 62% of the total operating expenditures were allocated for men's sports, while 38% of expenditures went to women's athletics. These totals also include money spent from the individual sport fundraising accounts (BAA) for operating expenses.

Men:	Baseball	\$31,089	Women:	Softball	\$25,743
	Basketball	\$25,647		Basketball	\$19,690
	Football	\$96,984		Volleyball	\$30,478
				Golf	\$ 6,409
				Cross-Country	\$ 7,015
				Cheer	\$ 4,128
	Total:	\$153,720		Total:	\$93,463

#### Recruiting Expenditures:

The total recruiting expenditures for athletics in 2007-2008 were \$9,994 with men's programs spending \$4,720 and women's programs spending \$5,274. Fifty-three percent of the recruiting dollars were for women and 47% for men.

Men:	Baseball	\$1,534	Women:	Softball	\$1,600
	Basketball	\$ 289		Basketball	\$1,400
	Football	\$2,897		Volleyball	\$1,274
				Golf	\$ 500
				Cross-Country	\$ 500
	Total:	\$4,720		Total:	\$5,274

### Athletic Student Financial Aid

The total student financial aid allocations for athletics in 2007-2008 were \$444,044. The men's programs were awarded \$286,234 and the women's programs received \$157,810. Sixty-four percent of athletic student financial aid was granted to men and 36% to women. These totals also include money awarded from the individual sport fundraising accounts (BAA) for scholarships. Breakdown by sport and gender:

Men: Baseball	\$ 57,723	Women: Softball	\$46,746
Basketball	\$ 43,702	Basketball	\$42,208
Football	\$184,809	Volleyball	\$44,030
		Golf	\$ 7,194
		Cross-Country	\$13,432
		Cheer	\$ 4,200
Totals:	\$286,234	Totals:	\$157,810

The average athletic student financial aid expenditure broken down by number of participating athletes in each individual sport is as follows:

Men: Baseball	\$2,309	Women: Softball	\$2,337
Basketball	\$2,732	Basketball	\$3,837
Football	\$1,886	Volleyball	\$2,752
		Golf	\$1,439
		Cross-Country	\$2,686
		Cheer	\$ 323
Avg.	\$2,059	Avg.	\$2,466

### Comparison of resources provided by gender:

	Male	Female
Number of student-athletes:	139	64
Operating Expenditures:	\$153,720	\$ 93,463
Recruiting Expenditures:	\$ 4,720	\$ 5,274
<u>Financial Aid:</u>	<u>\$286,234</u>	<u>\$157,810</u>
Total:	\$444,674	\$256,547
<u>Divided by number of S/A</u>	<u>139</u>	<u>64</u>
Expenditures per student athlete:	\$ 3,199	\$ 4,008

### Summary of Peru State College Athletic Operating Expenditures Data

Sixty-eight percent of the total number of athletes participating in intercollegiate athletics at Peru State were men and 32% were women. Men received 62% of the operating budget and women received 38%. Men's programs received 47% of recruiting expenditures and women 53%. Male athletes received 64% of athletic student financial aid awards, female athletes 36%.

## **5.5.-10**

### **Resource/Facility Analysis**

Athletic facilities are equal and balanced for men and women. Due to the closure of Al Wheeler Activity Center (AWAC) during 2007-2008, women's volleyball and women's and men's basketball competitions took place at Auburn High School and Johnson-Brock Schools. All teams used the same courts for practice and competition and were afforded practice time/date opportunities on an equal basis. Football was played at the Oak Bowl with practice facilities located north of the game field. Baseball and softball each have their own fields at the campus complex.

### **FUTURE PLAN TO ENSURE CONTINUED COMPLIANCE WITH ATHLETIC GENDER EQUITY**

Renovations to the Al Wheeler Activity Center were completed by Fall 2008. New locker rooms, athletic training facilities, weight rooms, offices, storage, and student health center are located in the renovated areas of the AWAC. Each team by gender and sport (with the exception of football) has access to the use of equal locker room facilities. Football dresses and stores equipment in the field house at the Oak Bowl. All other renovated areas offer equal services to each team by gender and sport, including, but not limited to, coaches offices, storage, weight training and conditioning opportunities, athletic training and rehabilitation, access to the swimming pool, and meeting rooms.

Peru State provides opportunities for male and female participation in intercollegiate athletics; said opportunities meet the basic requirements of students who want to participate.

Feasibility studies are currently being conducted by the administration regarding the possible expansion of sport opportunities to the student population at Peru State for the expressed purpose of exceeding the standards for the enhancement of the student experience.

**WAYNE STATE COLLEGE**  
**Athletic Gender Equity**  
**Plan for Title IX Compliance**

## **INTRODUCTION**

The Educational Amendment Act of 1972 prohibits discrimination on the basis of gender in educational programs and activities by recipients of federal funds. Specific provisions governing athletics programs and the awarding of athletic scholarships are also delineated. The Title IX regulation specifies equal opportunities for members of both genders must exist if a college offers an athletic program.

The Office of Civil Rights (OCR) of the U.S. Department of Education is responsible for enforcing Title IX of this amendment. Evidence of providing nondiscriminatory participation opportunities for individuals of both genders can be determined by one of three mechanisms, as provided by the Office of Civil Rights:

- The number of participation opportunities for male and female students is substantially proportionate to their respective enrollments in the College;
- The institution can demonstrate a historical and continuing practice of program expansion which demonstrates responsiveness to the developing interests and abilities of the athletically under-represented gender; or
- The interests and abilities of the members of the athletically under-represented gender have been and continue to be fully and effectively accommodated by the present program.

The institution is required to meet one of these criteria for determining Athletic Gender Equity Compliance, as defined by the Office of Civil Rights.

The Office of Civil Rights evaluates not only the institution's programs and overall determination of compliance, but also the quality and support available to the athletic programs accommodating the two genders, in terms of coaching, equipment, practice and competitive facilities, recruitment, game scheduling, and publicity.

Wayne State College has elected to use the second and third mechanisms for determining gender equity within our athletic program offerings.

## 5.5.-12

### ANALYSIS OF CURRENT STATUS

#### Student Need and Demand:

##### Number of Athletes

The total of number of student athletes at Wayne State in 2007-08 was 360. There were 228 men and 132 women who participated in intercollegiate athletics. Men represented 63.3% of the participants and women represented 36.7%. The breakdown by individual sport is below:

Men:	Baseball	41	Women:	Basketball	13
	Basketball	14		Golf	7
	Football	89		Soccer	22
	Golf	12		Softball	16
	Cross Country	13		Cross Country	12
	Indoor Track	29		Indoor Track	23
	Outdoor Track	30		Outdoor Track	23
				Volleyball	16

##### Operating Expenditures

The total operating expenditures for athletics in 2007-08 were \$554,224. The men's programs spent \$313,382 and the women's programs spent \$240,842. Men's programs spent 56.5% of the operating expenditures and 43.5% were spent on the women's programs. A breakdown by individual sport is below:

Men:	Baseball	\$ 92,653	Women:	Basketball	\$46,702
	Basketball	\$ 59,959		Golf	\$ 6,100
	Football	\$111,558		Soccer	\$37,480
	Golf	\$ 8,274		Softball	\$53,655
	Track/CC	\$ 40,938		Track/CC	\$35,434
				Volleyball	\$61,471

##### Recruiting Expenses

The total recruiting expenditures for athletics in 2007-08 were \$57,264 with the men's programs spending \$40,039 and the women's programs spending \$17,225. Men's programs spent 69.9% of the recruiting dollars and 30.1% were spent for women's programs. A breakdown by individual sport is below:

Men:	Baseball	\$ 5,710	Women:	Basketball	\$4,094
	Basketball	\$ 3,990		Golf	\$ 206
	Football	\$29,213		Soccer	\$3,085
	Golf	\$ 23		Softball	\$2,817
	Track/CC	\$ 1,103		Track/CC	\$1,210
				Volleyball	\$5,813

### Athletic Student Aid

The total athletic student financial aid expenditures for athletics in 2007-08 were \$603,560. The men's programs awarded \$370,293 and the women's programs awarded \$233,267. Men's programs were granted 61.4% of the athletic student financial aid and 38.6% was granted to the women's programs. A breakdown by individual sport is below:

Men:	Baseball	\$ 38,925	Women:	Basketball	\$80,661
	Basketball	\$115,532		Soccer	\$18,375
	Football	\$205,635		Softball	\$18,325
	Golf	\$ 1,700		Track/CC	\$28,400
	Track/CC	\$ 8,501		Volleyball	\$82,306
				Golf	\$ 5,200

The average athletic student financial aid expenditure broken down by number of participating athletes in each individual sport is as follows:

Men:	Baseball	\$ 949	Women:	Basketball	\$6,205
	Basketball	\$8,252		Golf	\$ 743
	Football	\$2,311		Soccer	\$ 835
	Golf	\$ 142		Softball	\$1,145
	Track/CC	\$ 118		Track/CC	\$ 458
				Volleyball	\$5,144

### Summary of Wayne State College Operating Expenditures Data

Men represented 63.3% of the total athletes participating in intercollegiate athletics at Wayne State and women represented 36.7%. The men's athletic programs received 56.5% of the operating budget and the women's athletic programs received 43.5%. In recruiting expenditures, the men's programs spent 69.9% and women's programs spent 30.1%. Athletic student financial aid granted to men was 61.4% of the total and aid granted to women represented 38.6%.

### Resource/Facility Analysis

Wayne State College Supplemental Budget Report on Financial Aid for fiscal year 2007-08 reported athletic scholarship assistance at a combined "state and other" funding level of \$603,560. Male athletes received \$370,293 (an average of \$1,624 each) while female athletes received \$233,267 (an average of \$1,767 each).

Game facilities for male and female athletes are nearly identical, while offices and locker rooms continue to improve for women. We currently have a locker room for men's basketball, baseball and football. A locker room for the softball team was just completed in spring of 2007. The current Rice and Stadium Renovations Project have provided team locker rooms for women's basketball, volleyball and soccer. Additionally, women's basketball and volleyball received new offices that are identical to the men's basketball offices.

## 5.5.-14

### **FUTURE PLAN TO ENSURE CONTINUED COMPLAINE WITH ATHLETIC GENDER EQUITY**

Recruitment of Women: We continue to work towards increasing our number of women student-athletes. Two areas of focus continue to be golf and track. Our participation for women is up 5.8% from last year (from 30.9% to 36.7%).

Scholarships: Currently, scholarship spending is heavily favored toward our underrepresented gender - women. Title IX requirements state that scholarship spending should be within 1% of participation numbers. Our scholarship spending is off by 2.3%, in favor of women (women's participation is 36.7%, while scholarship spending for women is 39%).

Operational Expenses: Operating expenses favor women's sports, based on participation. In other words, while our participation for women's sports is 36.7%, we spend 43.5% of our operating budget on women's sports. As we continue to increase participation in women's sports, we will need to give careful consideration as to how that will affect operational budgets in order to maintain equity.

Staff/Hiring: We currently have two full time female head coaches, two full time female athletic trainers (both replaced men from last year), one full time female assistant coach, and three female graduate assistants (an increase of one from last year). We will continue to seek to hire the best candidate for each open position, but we will ensure that we continue to actively recruit female applicants where/when appropriate.



**Academic, Personnel & Student Affairs Committee**

*Gary Bieganski, Chair*  
*Marge Harouff*  
*Taylor Dunekacke*

February 27, 2009

---

Collective Bargaining Update

Priority: Educational Excellence Throughout the System  
Goal: 3. Recruit, retain and invest in excellent faculty and staff  
Priority: Financial Strength of the System  
Goal: 1. Ensure financial accountability

---

A brief description of any activities that may have taken place to date will be provided in Executive Session at the meeting.

## Academic, Personnel & Student Affairs Committee

Gary Bieganski, Chair  
Marge Harouff  
Taylor Dunekacke

February 27, 2009

### Update on Faculty College Planning

Core Values: Foster Cooperative Ventures Among NSCS Institutions and Other Agencies and Organizations  
Recruit and Retain Quality Faculty and Staff

Priority: Educational Excellence Throughout the System

Goal; 1. Recruit, retain and invest in excellent faculty and staff

Strategy: c. Develop practices that foster a culture of inclusion, openness and collaboration among administrators, faculty, staff, and students  
d. Increase support for professional development  
e. Support an environment that promotes collaborative research and service  
f. Facilitate system-wide discipline-based meetings to talk about new initiatives

### ***First Three Years and Beyond - May 18<sup>th</sup> through May 20<sup>th</sup> – Chadron State College***

The planning committee discussed the viability of holding Faculty College in a traditional format given monetary and travel reductions. Several faculty within the Arts and Sciences School have expressed concerns regarding finances and whether or not this conference addresses the needs of specific departments.

The following three options were discussed:

- should Faculty College be held this year or put on hiatus for a year
- could Faculty College be a *virtual* conference through e-College and have the experience culminate in a video conference
- or continue to move forward in the planning

If Faculty College is held via e-College there would be no cost to enroll individuals because it is not listed on SIS.

As Dr. Lee Schulman cannot be obtained for less than \$5,000, the committee is open to other suggestions. One of the suggestions received is Dr. Clark Gardner.

Mary Jo Carnot is working with Computer Services in developing the website for the conference. The goal is to have the website up and available at the end of February.

## Enrollment and Marketing Committee

Michelle Suarez, Chair  
 Floyd Vrtiska  
 Amanda Gehle

February 27, 2009

### 2009 Board of Trustees' Scholarship Report

Priority: Educational Excellence Throughout the System

Goal: 1. Promote educational excellence through academic achievement

Priority: Greater System Prominence

Goals: 1. Emphasize the benefits of a three-college system

4. Promote collaboration within the system

The NSCS received 356 Board of Trustees' Scholarship applications this year. The breakdowns are included below with a six-year history.

YEAR	Chadron	Peru	Wayne	TOTAL
2004-05	104	33	131	268
2005-06	94	36	177	307
2006-07	82	36	162	280
2007-08	97	34	161	292
2008-09	102	43	145	290
2009-10	104	47	205	356

All Nebraska students who received ACT scores of 25 or above were mailed postcards about the BOT Scholarships. Letters, posters, high school newspaper press releases, and applications were mailed to Nebraska high school guidance counselors this fall. Press releases were also sent to Nebraska newspapers across the state and deadline reminders were sent out in early January.

All recipients and families are invited to the first NSCS Scholarship Banquet on Friday, March 27. Press releases will be sent to the *Omaha World Herald* and *Lincoln Journal Star* by the System Office, as well as the recipients' hometown media by the colleges. We also plan to congratulate the BOT Scholars and the three Governor's Opportunity Award recipients in the Scholarship Special Section of the *Omaha World-Herald* in May.

## Enrollment and Marketing Committee

*Bill Roskens, Chair*  
*Floyd Vrtiska*  
*Crystal Ellis*

February 27, 2009

---

### 2009-10 Davis-Chambers Scholarship

Priority: Financial Strength of the System  
Goal: 2. Increase enrollment and retention  
Priority: Greater System Prominence  
Goals: 1. Emphasize the benefits of a three-college system  
4. Promote collaboration within the system

---

The Davis-Chambers Scholarship was created to recognize academically promising students who often find that financial requirements of postsecondary education are a major obstacle. The renewable scholarship is provided through the Nebraska State College System for transfers from Nebraska Community Colleges. The scholarship includes full-tuition, room, board, fees, and other expenses.

Applications were sent to the community colleges to all Nebraska Community Colleges sites in November. Students identified by community college representatives were also mailed the application with a letter about the scholarship. The application is available on the NSCS website, as well the community college websites. The deadline for applications is March 2, 2009.

To be eligible for the Davis-Chambers Scholarship, an applicant must meet the following qualifications:

1. Be a graduate of an accredited high school located in the State of Nebraska
2. Be a transfer student from a Nebraska Community College and enrolled or planning to enroll as a full-time undergraduate student at Chadron, Peru or Wayne State College in the fall of 2009
3. Have a 3.0 Nebraska Community College cumulative grade point average
4. Be a resident of the State of Nebraska
5. Must complete an application form for Chadron, Peru or Wayne State College
6. Must complete and submit an estimated Free Application for Federal Student Aid (FAFSA)
7. Must include a letter of recommendation from a community college professor or official

Other factors may be considered as appropriate, such as honors, activities and evidence of leadership.

## Enrollment and Marketing Committee

*Michelle Suarez, Chair*  
*Floyd Vrtiska*  
*Amanda Gehle*

February 27, 2009

---

### 2009 Optimal Enrollment Model Report

Core Values: Provide a Stimulating, Caring, and Enriching Learning Experience

Maintain Affordable Tuition and Fees

Priority: Financial Strength of the System

Goal: 2. Increase enrollment and retention

Strategy: a. Develop and implement a plan for optimal enrollment

---

In April 2007, the Board approved the NSCS Optimal Enrollment Model. The model was developed by System Office and college representatives as a means to measure enrollment capacities for each of the colleges.

The attached document provides data for three years. The information will assist in determining enrollment potential and capacity in seven defined areas including:

- Resident Hall Capacity
- Resident Parking Capacity
- Commuter Parking Capacity
- Cafeteria Capacity
- Classroom Space Utilization
- Lab Space Utilization
- Faculty to Student Ratio

# NSCS Optimal Enrollment Capacity Model

## #1 Resident Hall Capacity

Source: Occupancy & Income Report/Fall 2006

	Room Capacity	Rooms Occupied	% Occupied
CSC	652	597	<b>92%</b>
PSC	266	236	<b>89%</b>
WSC	789	761	<b>96%</b>

Current Bed Capacity	Beds Occupied	% Occupied
1,251	778	<b>62%</b>
502	389	<b>77%</b>
1,566	1,254	<b>80%</b>

Source: Occupancy & Income Report/Fall 2007

	Room Capacity	Rooms Occupied	% Occupied
CSC	652	605	<b>93%</b>
PSC	266	243	<b>91%</b>
WSC	789	769	<b>97%</b>

Current Bed Capacity	Beds Occupied	% Occupied
1,251	834	<b>67%</b>
502	406	<b>81%</b>
1,566	1,344	<b>86%</b>

Source: Occupancy & Income Report/Fall 2008

	Room Capacity	Rooms Occupied	% Occupied
CSC	652	628	<b>96%</b>
PSC	266	236	<b>89%</b>
WSC	789	762	<b>97%</b>

Current Bed Capacity	Beds Occupied	% Occupied
1,251	867	<b>69%</b>
502	408	<b>81%</b>
1,566	1,346	<b>86%</b>

**#2 Parking Capacity Resident**

Source: Facility Master Plan

Fall 2006 End of Term Report/Enrollment

	Residence Parking Space Ct.	Residence HC	Occupied Ratio	Target Ratio
CSC	632	778	1.23	1.5
PSC	375	382	1.02	1.5
WSC	816	1,254	1.54	1.5

Fall 2007 End of Term Report/Enrollment

	Residence Parking Space Ct.	Residence HC	Occupied Ratio	Target Ratio
CSC	632	834	1.32	1.5
PSC	375	406	1.08	1.5
WSC	809	1,344	1.66	1.5

Fall 2008 End of Term Report/Enrollment

	Residence Parking Space Ct.	Residence HC	Occupied Ratio	Target Ratio
CSC	632	822	1.30	1.5
PSC	375	408	1.09	1.5
WSC	816	1,346	1.65	1.5

**#3 Parking Capacity Commuter**

Source: Facility Master Plan or actual count  
 Fall 2006 End of Term Report/Enrollment

	Commuter Parking Space Ct.	Commuter HC	Occupied Ratio	Target Ratio
CSC	758	1,119	1.48	3
PSC	409	501	1.22	3
WSC	484	1,603	3.31	3

Fall 2007 End of Term Report/Enrollment

	Commuter Parking Space Ct.	Commuter HC	Occupied Ratio	Target Ratio
CSC	758	1,002	1.32	3
PSC	409	479	1.17	3
WSC	522	1,554	2.98	3

Fall 2008 End of Term Report/Enrollment

	Commuter Parking Space Ct.	Commuter HC	Occupied Ratio	Target Ratio
CSC	884	1,089	1.23	3
PSC	409	439	1.07	3
WSC	484	1,598	3.30	3

Note: Commuter headcount based on total headcount less resident headcount.



**#4 Cafeteria Capacity**

Source: Building Inventory

Fall 2006 End of Term Report/Enrollment

	Residence Hall HC	# of Dining Stations	Hourly Capacity	Hours of Service @ 1.5 hrs.	% of capacity utilized
CSC	778	417	834	1,251	62%
PSC	382	277	554	831	46%
WSC	1,254	661	1,322	1,983	63%

Fall 2007 End of Term Report/Enrollment

	Residence Hall HC	# of Dining Stations	Hourly Capacity	Hours of Service @ 1.5 hrs.	% of capacity utilized
CSC	834	417	834	1,251	67%
PSC	406	277	554	831	49%
WSC	1,344	661	1,322	1,983	68%

Fall 2008 End of Term Report/Enrollment

	Residence Hall HC	# of Dining Stations	Hourly Capacity	Hours of Service @ 1.5 hrs.	% of capacity utilized
CSC	822	417	834	1,251	66%
PSC	408	277	554	831	49%
WSC	1,346	657	1,314	1,971	68%

Note: Allow 18 square feet per student station; allow two turns per hour to determine hourly capacity; utilized capacity may be influenced by student count, dining station count or hours of service.  
Dining space square footage provided by each college as follows: CSC - 7,500, PSC - 4,978, WSC - 11,889

**#5 Classroom Space Utilization**

Source: CCPE Standard - summary only

1	2	3	4	5	6	7	8
Room Description	Assignable Square Feet	Student Stations Available for Use	Weekly Hours Scheduled For Use	Actual Weekly Total of Student Station Hours Used	Weekly Student Stations Available Based on 30 Hrs.	% Occupied	% Scheduled
<b>2006 Averages</b>							
CSC	1,008.82	48.23	14.37	332.72	1,446.89	26.55%	47.91%
PSC	745.29	37.52	17.36	422.81	1,125.71	35.97%	57.86%
WSC	761.52	34.72	21.33	510.71	1,041.50	49.04%	71.08%
<b>2007 Averages</b>							
CSC	875.52	36.36	20.48	422.30	1,090.91	35.06%	68.26%
PSC	900.2	37.35	16.95	418.75	1,120.50	36.00%	56.50%
WSC	761.52	34.92	20.75	509.98	1,047.50	48.69%	69.17%
<b>2008 Averages</b>							
CSC	870.39	37.00	15.17	495.20	1,110.00	39.27%	50.57%
PSC	899.70	37.55	16.35	397.20	1,126.50	34.08%	54.50%
WSC	763.70	35.39	22.54	555.88	1,061.79	52.35%	75.15%

Notes:

- Column 1 - Description to include building and room number.
- Column 2 - The floor area of the room as measured from the inside finish of permanent outer walls or permanent partitions. Identify only rooms used as classrooms
- Column 3 - The number of classroom seats the room is designated to accommodate. One student station is one classroom seat.
- Column 4 - Self-explanatory.
- Column 5 - Number of registered students on October 15 IPEDS census date X course credit hours per student.  
Utilize "hours met" rather than credit hours to assure appropriate utilization.
- Column 6 - Column 3 X 30.
- Column 7 - Percent of Student Station Utilization Based on 30 Hours. Column 5 / Column 6 X 100.
- Column 8 - Percent of Room Utilization Based on 30 Hours. Column 4 / 30 Hours X 100.

**#6 Lab Space Utilization**

Source: CCPE - summary only

1	2	3	4	5	6	7	8
Room Description	Assignable Square Feet	Student Stations Available for Use	Weekly Hours Scheduled For Use	Actual Weekly Total of Student Station Hours Used	Weekly Student Stations Available Based on 20 Hrs.	% Occupied	% Scheduled
2006 Averages							
CSC	977.94	27.72	11.38	182.83	554.44	37.16%	56.89%
PSC	1,315.33	26.92	8.27	145.67	538.33	28.34%	41.33%
WSC	1,026.77	23.05	11.24	193.58	460.93	42.00%	56.22%
2007 Averages							
CSC	1,196.53	26.72	11	120.66	593.75	24.40%	52.29%
PSC	989.17	28.42	10.5	184.83	568.33	32.64%	52.50%
WSC	994.23	22.93	12.87	238.27	458.6	51.95%	64.36%
2008 Averages							
CSC	1,252.55	27.76	17.34	111.45	620.69	21.27%	83.81%
PSC	1489.00	36.42	10.96	206.50	728.33	34.87%	43.83%
WSC	988.51	21.72	13.04	227.76	434.36	52.44%	65.19%

Notes:

- Column 1 - Description to include building and room number.
- Column 2 - The floor area of the room as measured from the inside finish of permanent outer walls or permanent partitions.
- Column 3 - The number of classroom seats the room is designated to accommodate. One student station is one classroom seat.
- Column 4 - Self-explanatory.
- Column 5 - Number of registered students on October 15 IPEDS census date X course credit hours per student.  
Utilize "hours met" rather than credit hours to assure appropriate utilization.
- Column 6 - Column 3 X 20.
- Column 7 - Percent of Student Station Utilization Based on 20 Hours. Column 5 / Column 6 X 100.
- Column 8 - Percent of Room Utilization Based on 20 Hours. Column 4 / 20 Hours X 100.

**#7 Faculty/Student Ratio**

	Lower Division (Levels 01 & 02)	Upper Division (Levels 03 & 04)	UG Total	Target Ratio	Graduate Division (Levels 05,06,& 07)	Total	Target Ratio
On Campus *							
Total FTE Student/ FTE On Campus Faculty 2006				19 - 21			16 - 18
CSC	19.24	12.21	16.14		5.16	13.21	
PSC	23.43	15.85	20.14		0.00	20.14	
WSC	21.00	14.70	18.00		16.70	18.00	
On Campus *							
Total FTE Student/ FTE On Campus Faculty 2007				19 - 21			16 - 18
CSC	20.75	14.83	17.94		14.26	17.55	
PSC	22.28	16.37	19.67		0.00	19.68	
WSC	21.70	14.70	18.50		15.60	18.40	
On Campus *							
Total FTE Student/ FTE On Campus Faculty 2008				19 - 21			16 - 18
CSC	23.36	13.68	16.73		13.10	17.01	
PSC	20.39	15.53	18.36		0.00	18.36	
WSC	21.30	14.80	18.30		24.80	18.40	
<hr/>							
Off Campus ** 2006				19 - 21			16 - 18
CSC	10.78	15.03	14.94		9.24	15.41	
PSC	12.01	35.03	20.72		0.00	20.72	
WSC	12.00	11.20	11.40		29.30	24.30	
Off Campus ** 2007				19 - 21			16 - 18
CSC	26.81	16.41	20.20		10.92	15.45	
PSC	10.69	36.21	20.40		4.23	20.17	
WSC	10.30	13.80	13.00		23.30	21.30	
Off Campus ** 2008				19 - 21			16 - 18
CSC	8.09	26.41	20.00		27.50	25.45	
PSC	9.06	18.98	11.64		0.00	11.65	
WSC	10.30	7.30	8.30		23.50	19.90	

---

On Line *** 2006				25			16 - 18
CSC	10.62	10.97	10.79		12.32	11.10	
PSC	22.33	25.18	23.68		16.24	20.42	
WSC	12.00	11.50	11.50		5.20	6.70	
On Line *** 2007				25			16 - 18
CSC	22.03	16.16	18.48		15.93	17.89	
PSC	25.74	20.42	22.95		12.02	18.40	
WSC	16.60	14.60	15.40		5.80	8.20	
On Line *** 2008				25			16 - 18
CSC	19.86	16.38	17.94		16.73	17.89	
PSC	23.89	21.08	22.37		16.68	20.09	
WSC	12.90	19.60	16.30		6.40	8.10	

\*On Campus - Includes students enrolled on campus, hybrid courses meeting on campus

Student FTE is based on 15 SCH for UG; 12 SCH for GR, including Ind. Study

Faculty FTE is based on 12 credit hours for UG; 9 credit hours for Graduate, excludes Ind. Study

\*\*Off Campus - Includes courses provided at remote campus locations in traditional instructor/student format, all IDL, and hybrid courses that utilize a remote location for classroom instruction.

\*\*\*On Line - Includes all course work provided completely on line regardless of point of origin. On line courses provide no face to face meeting time between instructor and student.

Also includes Correspondence courses.

#### General Notes:

Item 1 - All values originate from fall occupancy & income reports.

Item 2 - Resident parking lot capacities provided by individual campus staff or master plan documents. Capacities may change with lot modifications or space assignments. Target values are based on UNL existing capacities provided by Dan Carpenter of UNL.

Item 3 - Same as item 2.

Item 4 - Formula for determining capacity was provided by Roger Kruse of Kruse Consulting and is based on design values Kruse would use in 2007.

Item 5 - Space Utilization standards have been established by the CCPE.

Item 6 - Same as item 5.

Item 7 - Faculty/Student Ratio values to be provided by end of term Instructional Load report. This report will require modification to accommodate new categories.

**Report due at the second regular Board of Trustees meeting following the close of each fall semester.**

**Enrollment and Marketing Committee**

*Michelle Suarez, Chair*  
*Floyd Vrtiska*  
*Amanda Gehle*

February 27, 2008

---

Student Trustees' Update

Priorities: Educational Excellence & System Prominence

---

Applications for the 2008-9 Student Trustees' positions were received in the System Office in mid-February. Chancellor Carpenter will present Governor Heineman with a booklet of all applicants' information and the Governor will select the new student trustees in mid-March.

## Enrollment and Marketing Committee

*Michelle Suarez, Chair*  
*Floyd Vrtiska*  
*Amanda Gehle*

February 27, 2009

---

### Senators' Reception Update

Priority: Greater System Prominence

- Goals:
1. Emphasize the benefits of a three-college system
  2. Increase awareness of the system
  4. Promote collaboration within the system
- 

Governor Heineman, Lieutenant Governor Sheey and 25 state senators attended the 2009 Senators' Reception held Tuesday, January 13 from 4-7 p.m. at The Ferguson Center. The Chadron State College Foundation sponsored the event.

Tuesday, January 12, 2010 was also secured for the reception for the next year. The Peru State College Foundation plans to sponsor the event in 2010.

Michelle Suarez, Chair  
 Floyd Vrtiska  
 Amanda Gehle

February 27, 2009

Fall Enrollment Reports

Priority: Financial Strength of the System  
 Goal: 2. Increase enrollment and retention  
 Strategies: b. Increase number of students in residential housing  
 e. Increase number of out-of-state students

The enrollment reports that follow summarize end-of-semester enrollment at the Colleges for Fall 2008. System-wide enrollment increased for the 2008 fall session by 81 FTE or approximately 1.22% above the 2007 fall session. Listed below is a breakdown by college of the enrollment changes:

	2007 FTE Enrollment	2008 FTE Enrollment	% Change
Chadron	2,040	2,097	2.79%
Peru	1,651	1,628	-1.41%
Wayne	2,965	2,983	0.61%
System Total	6,627	6,708	1.22%

Listed below is an analysis of full-time students, undergraduate students, on-campus students, and resident students:

	% of Full-Time Students (Headcount)	% of Undergraduate Students (Headcount)	% of On-Campus Students (Headcount)	% of Resident Students (Headcount)
Chadron	62%	83%	68%	73%
Peru	54%	82%	36%	81%
Wayne	74%	78%	82%	84%
2008 System Total	65%	80%	65%	80%
2007 System Total	65%	80%	66%	81%



**END OF TERM ENROLLMENT REPORT**  
**CHADRON STATE COLLEGE**  
 TERM: Fall 2008

<b>Type of Instruction</b>	Headcount		Percent Change	Full Time	Part Time	FTE 2007	FTE 2008
	2007	2008					
Lower Division	1068	1067	0%	807	260	896	922
Upper Division	1220	1228	1%	818	410	968	972
Graduate Division	438	473	8%	91	382	176	203
<b>TOTALS</b>	<b>2,726</b>	<b>2,768</b>	<b>2%</b>	<b>1,716</b>	<b>1,052</b>	<b>2,040</b>	<b>2,097</b>
						Change in FTE	Percent Change
						57	2.79%
<b>Class Location</b>	Headcount		Percent Change	Full Time	Part Time	FTE 2007	FTE 2008
	2007	2008					
<b>On-Campus Students</b>							
Undergrads	1,753	1,778	1%	1,494	284	1,633	1,644
Graduates	97	115	19%	44	71	55	62
<b>TOTALS</b>	<b>1,850</b>	<b>1,893</b>	<b>2%</b>	<b>1,538</b>	<b>355</b>	<b>1,688</b>	<b>1,706</b>
<b>Off-Campus Students</b>							
Undergrads	535	517	-3%	131	386	231	250
Graduates	341	358	5%	47	311	121	141
<b>TOTALS</b>	<b>876</b>	<b>875</b>	<b>0%</b>	<b>178</b>	<b>697</b>	<b>352</b>	<b>391</b>
<b>Resident Status</b>	Headcount		Percent Change	Full Time	Part Time	FTE 2007	FTE 2008
	2007	2008					
<b>Resident Students</b>							
Undergrads	1,679	1,662	-1%	1,158	504	1,333	1,350
Graduates	363	352	-3%	64	288	140	145
<b>TOTALS</b>	<b>2,042</b>	<b>2,014</b>	<b>-1%</b>	<b>1,222</b>	<b>792</b>	<b>1,473</b>	<b>1,495</b>
<b>Non-Resident Students</b>							
Undergrads	609	633	4%	467	166	531	544
Graduates	75	121	61%	27	94	36	58
<b>TOTALS</b>	<b>684</b>	<b>754</b>	<b>10%</b>	<b>494</b>	<b>260</b>	<b>567</b>	<b>602</b>

**END OF TERM ENROLLMENT REPORT**  
**PERU STATE COLLEGE**  
 TERM: 2008 FALL

<b>Type of Instruction</b>	Headcount		Percent Change	Full Time	Part Time	FTE 2007	FTE 2008
	2007	2008					
Lower Division	899	969	8%	507	462	617	627
Upper Division	866	937	8%	598	339	699	739
Graduate Division	542	422	-22%	157	265	336	263
<b>TOTALS</b>	<b>2,307</b>	<b>2,328</b>	<b>1%</b>	<b>1,262</b>	<b>1,066</b>	<b>1,651</b>	<b>1,628</b>
						Change in FTE	Percent Change
						-23	-1.41%
<b>Class Location</b>	Headcount		Percent Change	Full Time	Part Time	FTE 2007	FTE 2008
	2007	2008					
<b>On-Campus Students</b>							
Undergrads	866	826	-5%	782	44	841	816
Graduates	19	21	11%	13	8	14	21
<b>TOTALS</b>	<b>885</b>	<b>847</b>	<b>-4%</b>	<b>795</b>	<b>52</b>	<b>855</b>	<b>837</b>
<b>Off-Campus Students</b>							
Undergrads	899	1,080	20%	323	757	475	550
Graduates	523	401	-23%	144	257	322	242
<b>TOTALS</b>	<b>1,422</b>	<b>1,481</b>	<b>4%</b>	<b>467</b>	<b>1,014</b>	<b>796</b>	<b>791</b>
<b>Resident Status</b>	Headcount		Percent Change	Full Time	Part Time	FTE 2007	FTE 2008
	2007	2008					
<b>Resident Students</b>							
Undergrads	1,450	1,535	6%	873	662	1,067	1,083
Graduates	453	346	-24%	128	218	283	214
<b>TOTALS</b>	<b>1,903</b>	<b>1,881</b>	<b>-1%</b>	<b>1,001</b>	<b>880</b>	<b>1,350</b>	<b>1,297</b>
<b>Non-Resident Students</b>							
Undergrads	315	371	18%	232	139	249	283
Graduates	89	76	-15%	29	47	53	48
<b>TOTALS</b>	<b>404</b>	<b>447</b>	<b>11%</b>	<b>261</b>	<b>186</b>	<b>302</b>	<b>331</b>

\*Totaling errors may occur as a result of rounding

**END OF TERM ENROLLMENT REPORT**  
**WAYNE STATE COLLEGE**  
 TERM: 2008 FALL

<b>Type of Instruction</b>	Headcount		Percent Change	Full Time	Part Time	FTE 2007	FTE 2008
	2007	2008					
Lower Division	1,453	1,453	0%	1,388	65	1,378	1,377
Upper Division	1,268	1,328	5%	1,204	124	1,190	1,241
Graduate Division	809	803	-1%	68	735	397	365
<b>TOTALS</b>	<b>3,530</b>	<b>3,584</b>	<b>2%</b>	<b>2,660</b>	<b>924</b>	<b>2,965</b>	<b>2,983</b>
						Change in FTE	Percent Change
						18	0.61%
<b>Class Location</b>	Headcount		Percent Change	Full Time	Part Time	FTE 2007	FTE 2008
	2007	2008					
<b>On-Campus Students</b>							
Undergrads	2,680	2,736	2%	2,592	144	2,557	2,608
Graduates	218	208	-5%	57	151	112	111
<b>TOTALS</b>	<b>2,898</b>	<b>2,944</b>	<b>2%</b>	<b>2,649</b>	<b>295</b>	<b>2,669</b>	<b>2,719</b>
<b>Off-Campus Students</b>							
Undergrads	41	45	10%	0	45	11	10
Graduates	591	595	1%	11	584	285	254
<b>TOTALS</b>	<b>632</b>	<b>640</b>	<b>1%</b>	<b>11</b>	<b>629</b>	<b>296</b>	<b>264</b>
<b>Resident Status</b>	Headcount		Percent Change	Full Time	Part Time	FTE 2007	FTE 2008
	2007	2008					
<b>Resident Students</b>							
Undergrads	2,321	2,380	3%	2,204	176	2,188	2,233
Graduates	667	641	-4%	58	583	322	290
<b>TOTALS</b>	<b>2,988</b>	<b>3,021</b>	<b>1%</b>	<b>2,262</b>	<b>759</b>	<b>2,510</b>	<b>2,523</b>
<b>Non-Resident Students</b>							
Undergrads	400	401	0%	388	13	380	385
Graduates	142	162	14%	10	152	75	75
<b>TOTALS</b>	<b>542</b>	<b>563</b>	<b>4%</b>	<b>398</b>	<b>165</b>	<b>455</b>	<b>460</b>

**Fiscal and Facilities Committee**

*Larry Teahon, Chair  
Cap Peterson  
Rich Kunckel*

February 27, 2009

---

**Governor's Budget Recommendations**

Priority: Financial Strength of the System

Goal: 5. Secure public and private funding sources

Strategy:f. Keep Board of Trustees informed on the financial status of the colleges and system

---

**Governor's budget recommendations****BIENNIUM FY2009-11**

The Governor's budget recommendations included a 1% increase for the NSCS in each year of the biennium. This amounts to an increase of \$453,932 in the first year and an additional \$458,471 in the second year of the biennium. The recommendation also includes a temporary cessation of depreciation assessment payments for the NSCS. This provides \$530,061 in our base that provides flexibility in the two years of the biennium, and also does not require additional assessments for buildings projects completed. In addition, the Governor's budget no longer requires matching funds for Task Force for Building Renewal projects.

The Governor's proposal did not include any funding for NSCS capital construction projects.

**DEFICIT REQUESTS**

The governor's recommendations did include the transfer of \$83,000 from the final appropriation for LB1 bond payments to the final appropriation for LB1100 bond payments, as requested. The recommendations did not include any additional one-time funding requested by the NSCS and the University for the NeSIS project.

**Fiscal and Facilities Committee**

*Larry Teahon, Chair  
Cap Peterson  
Rich Kunckel*

February 27, 2009

---

Financial Reports for July-December 2008

Priority: Financial Strength of the System

Goal: 1. Ensure financial accountability

Strategy: f. Keep Board of Trustees informed on the financial status of the colleges and system

---

Financial reports from the colleges, which provide information on fund changes during a specific cycle, have been submitted and are found on the following pages. These are being provided concurrently with the expenditure reports for Board review.

**Chadron State College**  
**Financial Report -- Fiscal Year 2007-2008**  
**For the 6 Months Ending December 31, 2008**

	<b>DAS ACCOUNTS</b>					<b>LOCAL ACCOUNTS</b>			<u>TOTALS</u>
	<u>GENERAL OPERATIONS</u>	<u>GRANTS AND CONTRACTS</u>	<u>AUXILIARY ENTERPRISES</u>	<u>STATE BUILDING FUNDS</u>	<u>TRUST FUNDS</u>	Bank of the West	1st National Chadron	1st National North Platte	
<b>STATEMENT OF POSITION</b>									
<b>ASSETS:</b>									
Cash Held--DAS	25,000								25,000
Cash Held -- Local Banks						-	56,163	1,000	57,163
Investments--DAS	2,506,075	338,811	170,773		202,329				3,217,989
Investments--Local Banks						20,000		40,000	60,000
Undisbursed Appropriations	7,779,791			39,002					7,818,794
Undisbursed Federal Funds (Active accounts only)	146	5,590,806							5,590,952
<b>TOTAL ASSETS</b>	<b>10,311,013</b>	<b>5,929,617</b>	<b>170,773</b>	<b>39,002</b>	<b>202,329</b>	<b>20,000</b>	<b>56,163</b>	<b>41,000</b>	<b>16,769,898</b>
<b>LIABILITIES AND FUND BALANCES:</b>									
Encumbrances	-	-	-	-	-				-
Deferred Revenue									-
Unencumbered Fund Balances	10,311,013	5,929,617	170,773	39,002	202,329	20,000	56,163	41,000	16,769,898
<b>TOTAL LIABILITIES AND FUND BALANCES</b>	<b>10,311,013</b>	<b>5,929,617</b>	<b>170,773</b>	<b>39,002</b>	<b>202,329</b>	<b>20,000</b>	<b>56,163</b>	<b>41,000</b>	<b>16,769,898</b>
<b>STATEMENT OF REVENUE AND EXPENDITURES</b>									
<b>REVENUES:</b>									
Tuition and Fees	3,564,473	775,190			180,727				4,520,389
Deferred Revenue									-
State Appropriations	15,660,586								15,660,586
Grants and Contracts		6,672,043							6,672,043
Trustee Transfers			1,155,000						1,155,000
Local Accounts			4,136				2,493,560	128,196	2,625,891
<b>TOTAL REVENUES</b>	<b>19,225,059</b>	<b>7,447,233</b>	<b>1,159,136</b>	<b>-</b>	<b>180,727</b>	<b>-</b>	<b>2,493,560</b>	<b>128,196</b>	<b>30,633,909</b>
<b>EXPENDITURES:</b>									
State Treasurer's Accounts	11,156,992	5,322,935	1,273,069	-	208,323				17,961,319
Local Bank Accounts						8,457	2,504,004	128,196	2,640,656
<b>TOTAL EXPENDITURES</b>	<b>11,156,992</b>	<b>5,322,935</b>	<b>1,273,069</b>	<b>-</b>	<b>208,323</b>	<b>8,457</b>	<b>2,504,004</b>	<b>128,196</b>	<b>20,601,975</b>
<b>NET INCREASE (DECREASE) IN FUND BALANCES:</b>	<b>8,068,067</b>	<b>2,124,298</b>	<b>(113,934)</b>	<b>-</b>	<b>(27,596)</b>	<b>(8,457)</b>	<b>(10,444)</b>	<b>-</b>	<b>10,031,934</b>
<b>FUND BALANCE JUNE 30, 2008*</b>	<b>2,236,612</b>	<b>4,003,382</b>	<b>138,895</b>	<b>39,002</b>	<b>117,170</b>	<b>67,000</b>	<b>105,044</b>	<b>31,000</b>	<b>6,738,105</b>
<b>FUND BALANCE DECEMBER 31, 2008</b>	<b>10,304,679</b>	<b>6,127,680</b>	<b>24,961</b>	<b>39,002</b>	<b>89,574</b>	<b>58,544</b>	<b>94,600</b>	<b>31,000</b>	<b>16,770,039</b>

Note: Excludes Perkins Loan Fund

\* - Federal Grants and Contracts fund balance as of June 30, 2005 was reduced to remove inactive federal accounts.

**PERU STATE COLLEGE**  
**Financial Report -- Fiscal Year 2008-2009**  
**For the Period Ending December 31, 2008**

	DAS ACCOUNTS					LOCAL ACCOUNT	
	GENERAL OPERATIONS	GRANTS & CONTRACTS	AUXILIARY ENTERPRISES	STATE BUILDING FUNDS	TRUST FUNDS	BANK OF PERU	TOTALS
<b>STATEMENT OF POSITION</b>							
<b>ASSETS:</b>							
Cash Held - DAS	\$4,553,510.76	\$316,029.81	\$163,189.15	\$0.00	\$225,844.12		\$5,258,573.84
Cash Held - Local Bank						\$136,153.07	\$136,153.07
Investments - DAS							\$0.00
Investments - Local Bank							\$0.00
Undisbursed Appropriations	\$5,028,729.14			\$0.00			\$5,028,729.14
Undisbursed Federal Funds							\$0.00
<b>TOTAL ASSETS</b>	<u>\$9,582,239.90</u>	<u>\$316,029.81</u>	<u>\$163,189.15</u>	<u>\$0.00</u>	<u>\$225,844.12</u>	<u>\$136,153.07</u>	<u>\$10,423,456.05</u>
<b>LIABILITIES &amp; FUND BALANCES:</b>							
Encumbrances	\$0.00	\$0.00	\$0.00				\$0.00
Deferred Revenue	\$0.00						\$0.00
Unencumbered Fund Balance	\$9,582,239.90	\$316,029.81	\$163,189.15	\$0.00	\$225,844.12	\$136,153.07	\$10,423,456.05
<b>TOTAL LIABILITIES AND FUND BALANCES</b>	<u>\$9,582,239.90</u>	<u>\$316,029.81</u>	<u>\$163,189.15</u>	<u>\$0.00</u>	<u>\$225,844.12</u>	<u>\$136,153.07</u>	<u>\$10,423,456.05</u>
<b>STATEMENT OF REVENUE AND EXPENDITURES:</b>							
<b>REVENUE</b>							
Tuition & Fees	\$3,399,543.28				\$91,827.08		\$3,491,370.36
Deferred Revenue							\$0.00
State Appropriation	\$8,975,750.00			\$0.00			\$8,975,750.00
Grants & Contracts		\$601,128.75					\$601,128.75
Trustee Transfers			\$413,158.74				\$413,158.74
Local Accounts						\$983,273.12	\$983,273.12
<b>TOTAL REVENUE</b>	<u>\$12,375,293.28</u>	<u>\$601,128.75</u>	<u>\$413,158.74</u>	<u>\$0.00</u>	<u>\$91,827.08</u>	<u>\$983,273.12</u>	<u>\$14,464,680.97</u>
<b>EXPENDITURES:</b>							
State Treasurer Accounts	\$8,062,253.71	\$379,901.47	\$339,181.25	\$0.00	\$340,212.08		\$9,121,548.51
Local Banks						\$932,922.86	\$932,922.86
<b>TOTAL EXPENDITURES</b>	<u>\$8,062,253.71</u>	<u>\$379,901.47</u>	<u>\$339,181.25</u>	<u>\$0.00</u>	<u>\$340,212.08</u>	<u>\$932,922.86</u>	<u>\$10,054,471.37</u>
<b>NET INCREASE (DECREASE) IN FUND BALANCES:</b>	\$4,313,039.57	\$221,227.28	\$73,977.49	\$0.00	-\$248,385.00	\$50,350.26	\$4,410,209.60
<b>FUND BALANCE as of 06-30-2008</b>	<u>\$5,269,200.33</u>	<u>\$94,802.53</u>	<u>\$89,211.66</u>	<u>\$0.00</u>	<u>\$474,229.12</u>	<u>\$85,802.81</u>	<u>\$6,013,246.45</u>
<b>FUND BALANCE as of 12-31-08</b>	<u>\$9,582,239.90</u>	<u>\$316,029.81</u>	<u>\$163,189.15</u>	<u>\$0.00</u>	<u>\$225,844.12</u>	<u>\$136,153.07</u>	<u>\$10,423,456.05</u>

Note: Excludes Perkins Loan fund

**Wayne State College**  
**Financial Report -- Fiscal Year 2008-09**  
**For the Period Ending December 31, 2008**

	DAS ACCOUNTS					LOCAL ACCOUNTS			TOTALS
	GENERAL OPERATIONS	GRANTS AND CONTRACTS	AUXILIARY ENTERPRISES	STATE BUILDING FUNDS	TRUST FUNDS	First National Bank	State National Bank	Farmers & Merchants Bank	
<b>STATEMENT OF POSITION</b>									
ASSETS:									
Cash Held--DAS									0.00
Cash Held -- Local Banks						554.47			554.47
Investments--DAS	6,471,392.32	167,360.29	154,102.31		140,603.96				6,933,458.88
Investments--Local Banks						294,856.86	45,000.00	10,000.00	349,856.86
Undisbursed Appropriations	9,580,742.15			3,506,633.79					13,087,375.94
Undisbursed Federal Funds		494,900.33							494,900.33
<b>TOTAL ASSETS</b>	<b>16,052,134.47</b>	<b>662,260.62</b>	<b>154,102.31</b>	<b>3,506,633.79</b>	<b>140,603.96</b>	<b>295,411.33</b>	<b>45,000.00</b>	<b>10,000.00</b>	<b>20,866,146.48</b>
Encumbrances	1,774,709.81	10,501.57	16,231.83		0.00				1,801,443.21
Deferred Revenue									0.00
Unencumbered Fund Balances	14,277,424.66	651,759.05	137,870.48	3,506,633.79	140,603.96	295,411.33	45,000.00	10,000.00	19,064,703.27
<b>TOTAL LIABILITIES AND FUND BALANCES</b>	<b>16,052,134.47</b>	<b>662,260.62</b>	<b>154,102.31</b>	<b>3,506,633.79</b>	<b>140,603.96</b>	<b>295,411.33</b>	<b>45,000.00</b>	<b>10,000.00</b>	<b>20,866,146.48</b>
<b>STATEMENT OF REVENUE AND EXPENDITURES</b>									
Tuition and Fees	6,475,301.84	502,452.05	4,719.12		373,363.81				7,355,836.82
Deferred Revenue									0.00
State Appropriations	19,435,668.00			3,631,105.00					23,066,773.00
Grants and Contracts		2,233,020.74							2,233,020.74
Trustee Transfers			1,800,000.00						1,800,000.00
Local Accounts						5,573,226.92	0.00		5,573,226.92
<b>TOTAL REVENUES</b>	<b>25,910,969.84</b>	<b>2,735,472.79</b>	<b>1,804,719.12</b>	<b>3,631,105.00</b>	<b>373,363.81</b>	<b>5,573,226.92</b>	<b>0.00</b>	<b>0.00</b>	<b>40,028,857.48</b>
EXPENDITURES:									
State Treasurer's Accounts	15,651,317.50	2,398,508.71	1,670,418.93	124,471.21	314,260.36	5,491,509.45			20,158,976.71
Local Bank Accounts									5,491,509.45
<b>TOTAL EXPENDITURES</b>	<b>15,651,317.50</b>	<b>2,398,508.71</b>	<b>1,670,418.93</b>	<b>124,471.21</b>	<b>314,260.36</b>	<b>5,491,509.45</b>	<b>0.00</b>	<b>0.00</b>	<b>25,650,486.16</b>
NET INCREASE (DECREASE) IN FUND BALANCES:	10,259,652.34	336,964.08	134,300.19	3,506,633.79	59,103.45	81,717.47	0.00	0.00	14,378,371.32
<b>FUND BALANCE June 30, 2008</b>	<b>5,792,482.13</b>	<b>325,296.54</b>	<b>19,802.12</b>	<b>0.00</b>	<b>81,500.51</b>	<b>213,693.86</b>	<b>45,000.00</b>	<b>10,000.00</b>	<b>6,487,775.16</b>
<b>FUND BALANCE December 31, 2008</b>	<b>16,052,134.47</b>	<b>662,260.62</b>	<b>154,102.31</b>	<b>3,506,633.79</b>	<b>140,603.96</b>	<b>295,411.33</b>	<b>45,000.00</b>	<b>10,000.00</b>	<b>20,866,146.48</b>

Note: Excludes Perkins Loan Fund and amount transferred for Capital Projects



Larry Teahon, Chair  
 Cap Peterson  
 Rich Kunckel

February 27, 2009

Operating Expenditure Reports for July-December 2008

Priority: Financial Strength of the System

Goal: 1. Ensure financial accountability

Strategy: f. Keep Board of Trustees informed on the financial status of the colleges and system

Board policy requires that expenditure reports be submitted every six months of the fiscal year. Each College and the System Office have prepared such reports for the Board's review and consideration.

The format followed by the Colleges provides expenditure information on each of the eight programs included in higher education institutional budgets. Those identifiers can be found in the heading of each column. Other data provided includes dollars expended for personal services, operations, travel and capital outlay (equipment). There is one line item that identifies the amount of federal funds spent for that program through the institution's grants.

The bottom line on the display below supplies information on percentage of expenditures versus budgeted amounts. The budgeted amount and the expenditures may include carry-over funds from the 2007-08 fiscal year.

One-time payments that have occurred during the first six-month period may affect the ratio of expenditures to budgeted amounts. Therefore, the percentages should be viewed as benchmark information.

<b>General/ Cash Funds</b>	<b>System Office</b>	<b>Chadron</b>	<b>Peru</b>	<b>Wayne</b>
Budget	\$1,321,197	\$23,212,760	\$15,110,720	\$35,304,524
Expenditures	\$628,562	\$11,078,401	\$7,660,011	\$15,651,317
% of Budget Expended	47.58%	47.73%	50.69%	44.33%

**Chadron State College**  
**Expenditure Report -- Fiscal Year 2008-2009**  
**For the 6 Months Ending December 31, 2008**

EXPENDITURE TYPE	PCS 1.0 INSTRUCTION	PCS 2.0 RESEARCH	PCS 3.0 PUBLIC SERVICE	PCS 4.0 ACAD SUPPORT	PCS 5.0 STUDENT SRVS	PCS 6.0 ADMIN	PCS 7.0 PHYSICAL PLANT	PCS 8.0 STUDENT AID	TOTAL
<b>PERSONAL SERVICES</b>									
<u>Permanent Staff</u>									
Salaries	3,064,291	-	74,960	673,020	583,234	919,500	363,471	-	5,678,475
Benefits	912,474	-	18,160	181,864	167,228	439,081	149,524	-	1,868,331
<b>TOTAL PERMANENT SALARIES &amp; BENEFITS</b>	<b>3,976,765</b>	<b>-</b>	<b>93,120</b>	<b>854,883</b>	<b>750,462</b>	<b>1,358,581</b>	<b>512,995</b>	<b>-</b>	<b>7,546,806</b>
<u>Students, Part-time Faculty, Graduate Assistants</u>									
Salaries	314,113	2,841	5,185	39,231	44,731	27,452	24,598	-	458,151
Benefits	24,030	-	397	3,001	3,422	2,100	1,882	-	34,831
<b>TOTAL TEMPORARY SALARIES &amp; BENEFITS</b>	<b>338,143</b>	<b>2,841</b>	<b>5,581.18</b>	<b>42,232</b>	<b>48,153</b>	<b>29,552</b>	<b>26,479</b>	<b>0</b>	<b>492,982</b>
<b>TOTAL PERSONAL SERVICES</b>	<b>4,314,908</b>	<b>2,841</b>	<b>98,702</b>	<b>897,116</b>	<b>798,615</b>	<b>1,388,133</b>	<b>539,474</b>	<b>-</b>	<b>8,039,788</b>
TOTAL OPERATING EXPENDITURES	661,038	1,041	8,111	240,651	189,069	874,668	605,569	-	2,580,147
TOTAL TRAVEL	58,224	1,190	5,395	19,951	31,520	80,913	564	-	197,757
TOTAL CAPITAL OUTLAY	33,683	-	-	88,585	1,988	45,717	81,379	-	251,351
REMISSIONS AND EXEMPTIONS	9,358	-	-	-	-	-	-	-	9,358
<b>TOTAL GENERAL/CASH EXPENDITURES</b>	<b>5,077,210</b>	<b>5,071</b>	<b>112,208</b>	<b>1,246,303</b>	<b>1,021,192</b>	<b>2,389,431</b>	<b>1,226,986</b>	<b>-</b>	<b>11,078,401</b>
TOTAL GENERAL/CASH BUDGET*	11,404,316	25,615	165,238	2,223,498	2,203,091	4,621,555	2,290,443	279,004	23,212,760
% OF GENERAL/CASH BUDGET EXPENDED	44.52%	19.80%	67.91%	56.05%	46.35%	51.70%	53.57%	0.00%	47.73%
TOTAL FEDERAL FUNDS	46,087	80,899	219,390	2,144	146,899	231,799	-	4,015,922	4,743,140
<b>TOTAL EXPENDITURES</b>	<b>5,123,297</b>	<b>85,970</b>	<b>331,597</b>	<b>1,248,447</b>	<b>1,168,092</b>	<b>2,621,230</b>	<b>1,226,986</b>	<b>4,015,922</b>	<b>15,821,541</b>
<u>Fund Sources</u>									
General Funds	3,778,894	-	73,389	1,040,337	881,124	1,718,024	1,007,065	-	8,498,833
Cash Funds	1,298,316	5,071	38,819	205,966	140,068	671,407	219,921	-	2,579,567
Federal Funds	46,087	80,899	219,390	2,144	146,899	231,799	-	4,015,922	4,743,140
<b>TOTAL FUNDS</b>	<b>5,123,297</b>	<b>85,970</b>	<b>331,598</b>	<b>1,248,447</b>	<b>1,168,091</b>	<b>2,621,230</b>	<b>1,226,986</b>	<b>4,015,922</b>	<b>15,821,540</b>

\*General Funds: Includes new appropriation of \$15,660,586, and carryforward encumbrances/balances of \$0.

\*Cash Funds: Includes new appropriation of \$7,185,690 , adjustment for tuition/fee increases of \$284,242 and carryforward encumbrances/balances of \$1,31,975.91 <add if any other Board-approved adjustments>

**Peru State College**  
**Expenditure Report - Fiscal Year 2009**  
**For the Six Months Ending December 31,2008**

<u>EXPENDITURE TYPE</u>	<u>PCS 1.0</u> <u>INSTRUCTION</u>	<u>PCS 2.0</u> <u>RESEARCH</u>	<u>PCS 3.0</u> <u>PUBLIC SERVICE</u>	<u>PCS 4.0</u> <u>ACAD SUPPORT</u>	<u>PCS 5.0</u> <u>STUDENT SRVS</u>	<u>PCS 6.0</u> <u>ADMIN</u>	<u>PCS 7.0</u> <u>PHYSICAL PLANT</u>	<u>PCS 8.0</u> <u>STUDENT AID</u>	<u>TOTAL</u>
<b>PERSONAL SERVICES</b>									
<u>Permanent Staff</u>									
Salaries	1,469,844	0	0	541,476	290,828	767,294	335,307	0	3,404,749
Benefits	432,416	0	0	160,310	107,086	291,870	151,642	0	1,143,324
<b>TOTAL PERMANENT SALARIES &amp; BENEFITS</b>	<b>1,902,261</b>	<b>0</b>	<b>0</b>	<b>701,786</b>	<b>397,914</b>	<b>1,059,164</b>	<b>486,949</b>	<b>0</b>	<b>4,548,074</b>
<u>Students, Part-time Faculty, Graduate Assistants</u>									
Salaries	524,574	0	3,088	12,677	63,834	53,440	22,911	0	680,524
Benefits	40,130	0	33	970	0	4,088	1,753	0	46,974
<b>TOTAL TEMPORARY SALARIES &amp; BENEFITS</b>	<b>564,704</b>	<b>0</b>	<b>3,121</b>	<b>13,647</b>	<b>63,834</b>	<b>57,528</b>	<b>24,664</b>	<b>0</b>	<b>727,498</b>
<b>TOTAL PERSONAL SERVICES</b>	<b>2,466,965</b>	<b>0</b>	<b>3,121</b>	<b>715,433</b>	<b>461,748</b>	<b>1,116,692</b>	<b>511,612</b>	<b>0</b>	<b>5,275,572</b>
TOTAL OPERATING EXPENDITURES	172,457	0	0	143,368	324,657	475,765	800,305	0	1,916,552
TOTAL TRAVEL	5,904	0	0	14,746	16,836	24,403	1,538	0	63,426
TOTAL CAPITAL OUTLAY	17,105	0	0	45,277	105,019	35,447	89,478	0	292,326
REMISSIONS AND EXEMPTIONS					0	0	0	112,135	112,135
<b>TOTAL GENERAL/CASH EXPENDITURES</b>	<b>2,662,431</b>	<b>0</b>	<b>3,121</b>	<b>918,824</b>	<b>908,260</b>	<b>1,652,307</b>	<b>1,402,934</b>	<b>112,135</b>	<b>7,660,011</b>
TOTAL GENERAL/CASH BUDGET**	6,547,833	0	15,108	1,845,369	1,525,020	3,969,580	2,784,269	203,673	16,890,852
% OF GENERAL/CASH BUDGET EXPENDED	40.66%	n/a	20.66%	49.79%	59.56%	41.62%	50.39%	55.06%	45.35%
TOTAL FEDERAL FUNDS	1,398	27,002	0	0	103,954	211,784	0	1,145,586	1,489,724
<b>TOTAL EXPENDITURES</b>	<b>2,663,829</b>	<b>27,002</b>	<b>3,121</b>	<b>918,824</b>	<b>1,012,213</b>	<b>1,864,091</b>	<b>1,402,934</b>	<b>1,257,721</b>	<b>9,149,735</b>
<u>Fund Sources</u>									
General Funds	1,906,533	0	0	704,729	397,874	999,739	496,711	6,039	4,511,625
Cash Funds	755,898	0	3,121	214,095	510,386	652,567	906,223	106,096	3,148,386
Federal Funds	1,398	27,002	0	0	103,954	211,784	0	1,145,586	1,489,724
<b>TOTAL FUNDS</b>	<b>2,663,829</b>	<b>27,002</b>	<b>3,121</b>	<b>918,824</b>	<b>1,012,213</b>	<b>1,864,091</b>	<b>1,402,934</b>	<b>1,257,721</b>	<b>9,149,735</b>

\*General Funds: Includes new appropriation of \$8,975,750, and carryforward encumbrances/balances of \$ 564,604.14

\*Cash Funds: Includes new appropriation of \$ 5,300,725 adjustment for tuition/fee increases of \$ 361,840 and carryforward encumbrances/balances of \$ 1,215,527.61 and \$280,731 Board Approved Adjustment to Base and \$191,674 NSG Grant and \$22,500 AET Grant

**Wayne State College**  
**Expenditure Report -- Fiscal Year 08-09**  
**For the Six Month Period Ending December 31, 2008**

EXPENDITURE TYPE	PCS 1.0 INSTRUCTION	PCS 2.0 RESEARCH	PCS 3.0 PUBLIC SERVICE	PCS 4.0 ACAD SUPPORT	PCS 5.0 STUDENT SRVS	PCS 6.0 ADMIN	PCS 7.0 PHYSICAL PLANT	PCS 8.0 STUDENT AID	TOTAL
<b>PERSONAL SERVICES</b>									
<u>Permanent Staff</u>									
Salaries	4,412,835	0	47,800	866,522	1,012,448	1,117,609	680,364	0	8,137,578
Benefits	1,240,536	0	7,390	258,835	312,762	599,780	258,733	0	2,678,036
<b>TOTAL PERMANENT SALARIES &amp; BENEFITS</b>	<b>5,653,371</b>	<b>0</b>	<b>55,190</b>	<b>1,125,357</b>	<b>1,325,210</b>	<b>1,717,389</b>	<b>939,097</b>	<b>0</b>	<b>10,815,614</b>
<u>Students, Part-time Faculty, Graduate Assistants</u>									
Salaries	458,430	0	22,118	95,107	98,649	62,711	41,271	0	778,286
Benefits	31,824	0	685	4,616	1,067	2,426	1,901	0	42,519
<b>TOTAL TEMPORARY SALARIES &amp; BENEFITS</b>	<b>490,254</b>	<b>0</b>	<b>22,803</b>	<b>99,723</b>	<b>99,716</b>	<b>65,137</b>	<b>43,172</b>	<b>0</b>	<b>820,805</b>
<b>TOTAL PERSONAL SERVICES</b>	<b>6,143,625</b>	<b>0</b>	<b>77,993</b>	<b>1,225,080</b>	<b>1,424,926</b>	<b>1,782,526</b>	<b>982,269</b>	<b>0</b>	<b>11,636,419</b>
TOTAL OPERATING EXPENDITURES	362,957	9,098	41,899	457,432	519,165	694,749	1,275,272	0	3,360,572
TOTAL TRAVEL	95,513	4,844	559	16,459	45,139	51,880	541	0	214,935
TOTAL CAPITAL OUTLAY	5,492	1,000	0	132,099	18,036	27,335	37,040	0	221,002
REMISSIONS AND EXEMPTIONS	0	0	0	0	0	0	0	218,389	218,389
<b>TOTAL GENERAL/CASH EXPENDITURES</b>	<b>6,607,587</b>	<b>14,942</b>	<b>120,451</b>	<b>1,831,070</b>	<b>2,007,266</b>	<b>2,556,490</b>	<b>2,295,122</b>	<b>218,389</b>	<b>15,651,317</b>
TOTAL GENERAL/CASH BUDGET*	15,965,470	34,633	524,429	3,744,530	4,141,642	5,342,894	5,113,310	437,616	35,304,524
% OF GENERAL/CASH BUDGET EXPENDED	41.39%	43.14%	22.97%	48.90%	48.47%	47.85%	44.89%	49.90%	44.33%
TOTAL FEDERAL FUNDS	276,161	0	0	823	128,202	140,801	0	1,931,711	2,477,698
<b>TOTAL EXPENDITURES</b>	<b>6,883,748</b>	<b>14,942</b>	<b>120,451</b>	<b>1,831,893</b>	<b>2,135,468</b>	<b>2,697,291</b>	<b>2,295,122</b>	<b>2,150,100</b>	<b>18,129,015</b>
<u>Fund Sources</u>									
General Funds	4,407,458	0	0	1,206,166	1,336,436	1,866,648	1,171,698	0	9,988,406
Cash Funds	2,200,129	14,942	120,451	624,904	670,830	689,842	1,123,424	218,389	5,662,911
Federal Funds	276,161	0	0	823	128,202	140,801	0	1,931,711	2,477,698
<b>TOTAL FUNDS</b>	<b>6,883,748</b>	<b>14,942</b>	<b>120,451</b>	<b>1,831,893</b>	<b>2,135,468</b>	<b>2,697,291</b>	<b>2,295,122</b>	<b>2,150,100</b>	<b>18,129,015</b>

\*General Funds: Includes new appropriation of \$19,435,668, and carryforward encumbrances/balances of \$133,480

\*Cash Funds: Includes new appropriation of \$10,621,056, adjustment for tuition/fee increases of \$1,254,679, carryforward encumbrances/balances of \$3,297,263, additional cash funds authorized of \$125,000, and 08-09 NSG funds of \$437,378

**SYSTEM OFFICE - EXPENDITURE REPORT**  
**December 31, 2008**

**FUND 1000 - GENERAL FUNDS**

		APPROP + CARRYOVER	YEAR TO-DATE EXPEND.	ENCUMB- RANCES	REMAINING BALANCE	% OF BUDGET EXPEND.
100	PERSONAL SERVICES	1,039,349	521,405	0	517,943	50.17%
200	OPERATING EXPENSES *	221,224	84,569	0	136,654	38.23%
700	TRAVEL EXPENSES	60,625	22,587	0	38,038	37.26%
800	CAPITAL OUTLAY	0	0	0	0	0.00%
	<b>TOTALS</b>	<b>1,321,197</b>	<b>628,562</b>	<b>0</b>	<b>692,635</b>	<b>47.58%</b>

\*Includes \$44,970 for Tri-State Graduate Center

**FUND 6501 - STATE COLLEGE ENDOWMENT FUNDS**  
**December 31, 2008**

	<b>BEGINNING CASH/INVESTMENTS</b>		<b>480,061</b>
Income for the period:			
	Interest	11,246	
	Farmland Rent	0	
	Transfer In	4,692	
	<b>Total Income</b>		<b>15,938</b>
Expenditures for period:			
	Publications/Printing	606	
	Travel Expenses	91	
	Other Operating	49,491	
	<b>Total Expenditures</b>		<b>50,187</b>
	<b>ENDING CASH/INVESTMENT BALANCE</b>		<b>445,812</b>

## Fiscal and Facilities Committee

*Larry Teahon, Chair*  
*Cap Peterson*  
*Rich Kunckel*

February 27, 2009

### Revenue Bond Expenditure Reports

Priority: Financial Strength of the System

Goal: 1. Ensure financial accountability

Strategy: f. Keep Board of Trustees informed on the financial status of the colleges and system

The revenue bond indentures for the Colleges require the submission of periodic financial reports to the Board. In keeping with that requirement, the institutions have provided 6-month expenditure reports ending December 2008.

The reports are intended to demonstrate that the institutions' revenue bond programs are operating at the financial level necessary to provide the services to the students while maintaining the revenue stream needed to retire the debt obligations. All of the Colleges' indentures require a 110% debt service coverage (DSC) factor. Board Policy requires 125% coverage ratio for Chadron and Wayne and a 135% debt service coverage ration at Peru.

	<b>Chadron</b>	<b>Peru</b>	<b>Wayne</b>
Revenue	\$2,721,870	\$1,177,206	\$4,090,060
% of Budget	57.91%	52.80%	54.63%
Expenditures	\$2,408,817	\$928,304	\$3,243,127
% of Budget	54.50%	46.59%	47.71%

**Chadron State College**  
**Revenue Bond Expenditure Report**  
**For the 6 Months Ending December 31, 2008**

Report Date: February 27, 2009

Report Period: FY 2009

	<b>Budgeted FY 2009</b>	<b>Year-to-Date FY 2009</b>	<b>Percent of Budget</b>
<b><u>Revenues:</u></b>			
Dormitory Rentals	\$1,785,000	\$979,311	54.86%
Apartment/House Rentals	\$165,000	\$165,497	100.30%
Facilities Rentals	\$50,000	\$1,500	3.00%
Food Service Contracts	1,600,000	883,436	55.21%
Food Service Commissions	215,000	239,070	111.20%
Facilities Fees*	572,000	293,500	51.31%
Bookstore Commissions	88,000	53,055	60.29%
Trustee Investment/Interest Income	90,000	44,529	49.48%
Parking Fees	50,000	23,909	47.82%
Other Income	85,000	38,062	44.78%
<b>Total Revenues</b>	<b>\$4,700,000</b>	<b>\$2,721,870</b>	<b>57.91%</b>

**Expenditures:**

Salaries and Benefits	\$1,307,485	\$738,795	56.51%
Utilities	500,000	251,068	50.21%
Insurance	35,000	23,652	67.58%
Equipment & Furnishings	30,000	0	0.00%
Capital Outlay	7,116	1,855	26.06%
Telephone/Cable T.V & Internet Services	191,000	89,567	46.89%
Supplies	130,000	82,205	63.23%
Repairs and Maintenance	135,000	63,673	47.16%
Other Operating Expenses	40,000	22,254	55.64%
Subtotal - Operations and Maintenance	<b>\$2,375,601</b>	<b>\$1,273,069</b>	<b>53.59%</b>
Food Service Payments	1,450,000	678,726	46.81%
Debt Service	594,046	457,023	76.93%
<b>Total Expenditures</b>	<b>\$4,419,647</b>	<b>\$2,408,817</b>	<b>54.50%</b>

**Available for Distribution**

to Subsidiary Funds	<b>\$280,353</b>	<b>\$313,052</b>	<b>111.66%</b>
---------------------	------------------	------------------	----------------

**Debt Service Coverage Ratio**

1.47

1.68

\*All student derived fees

**Peru State College**  
**Revenue Bond Expenditure Report**  
**For the Six Month Period Ending December 31, 2008**

Report Date: February 27 , 2009

Report Period: July 1, 2008 - Dec. 31, 2008

	<b>Budgeted 08-09</b>	<b>Year-to-Date 08-09</b>	<b>Percent of Budget</b>
<b><u>Revenues:</u></b>			
Residence Hall/Dormitory Rentals	\$857,778	\$530,062	61.79%
Apartment/House Rentals	65,200	36,099	55.37%
Facilities Rentals	65,000	53,999	83.08%
Food Service Contracts	905,000	416,570	46.03%
Food Service Commissions	31,000	27,056	87.28%
Facilities Fees*	198,130	57,322	28.93%
Bookstore Commissions/Income	0	0	0.00%
Parking Fees/Fines	7,788	7,340	94.25%
Trustee Investment/Interest Income	63,200	29,344	46.43%
Other Income	36,625	19,414	53.01%
<b>Total Revenues</b>	<b>\$2,229,721</b>	<b>\$1,177,206</b>	<b>52.80%</b>
<b><u>Expenditures:</u></b>			
Salaries and Benefits	\$287,521	\$113,760	39.57%
Utilities	260,215	103,157	39.64%
Insurance	30,500	26,488	86.85%
Equipment & Furnishings	0	0	0.00%
Capital Outlay	0	0	0.00%
Telephone/Cable Television/Internet	112,100	41,847	37.33%
Supplies	67,700	27,770	41.02%
Repairs and Maintenance	17,300	12,887	74.49%
Other Operating Expenses	28,847	13,272	46.01%
Subtotal - Operations and Maintenance	<b>\$804,183</b>	<b>\$339,181</b>	<b>42.18%</b>
Food Service Payments	935,000	462,469	49.46%
Debt Service	253,308	126,654	50.00%
Total Expenditures	<b>\$1,992,491</b>	<b>\$928,304</b>	<b>46.59%</b>
<b>Available for Distribution to Subsidiary Funds</b>	<b>\$237,230</b>	<b>\$248,902</b>	<b>104.92%</b>

**Debt Service Coverage Ratio**

**1.94**

**2.97**

\*All student derived fees



**Wayne State College**  
**Revenue Bond Expenditure Report**  
**For the Six Month Period Ending December 31, 2008**

Report Date: February 27, 2009

Report Period: July 1, 2008-Dec. 31, 2008

	<b>Budgeted 08-09</b>	<b>Year-to-Date 08-09</b>	<b>Percent of Budget</b>
<b><u>Revenues:</u></b>			
Residence Hall/Dormitory Rentals	\$2,772,000	\$1,462,630	52.76%
Apartment/House Rentals	0	2,750	#DIV/0!
Facilities Rentals	2,500	2,828	113.12%
Food Service Contracts	3,382,400	1,847,065	54.61%
Food Service Commissions	60,000	21,356	35.59%
Facilities Fees*	740,000	420,121	56.77%
Bookstore Commissions/Income	135,000	100,169	74.20%
Parking Fees/Fines	105,000	89,576	85.31%
Trustee Investment/Interest Income	205,000	64,220	31.33%
Other Income	85,000	79,345	93.35%
<b>Total Revenues</b>	<b>\$7,486,900</b>	<b>\$4,090,060</b>	<b>54.63%</b>

**Expenditures:**

Salaries and Benefits	\$2,100,064	\$998,302	47.54%
Utilities**	896,500	208,601	23.27%
Insurance	45,000	27,914	62.03%
Equipment & Furnishings	95,000	31,938	33.62%
Capital Outlay	125,000	58,807	47.05%
Telephone/Cable Television/Internet	345,000	103,063	29.87%
Supplies	210,000	114,083	54.33%
Repairs and Maintenance	130,000	57,885	44.53%
Other Operating Expenses	165,000	69,826	42.32%
<b>Subtotal - Operations and Maintenance</b>	<b>\$4,111,564</b>	<b>\$1,670,419</b>	<b>40.63%</b>
Food Service Payments	\$1,955,450	\$1,029,662	52.66%
Debt Service	730,663	543,046	74.32%
<b>Total Expenditures</b>	<b>\$6,797,677</b>	<b>\$3,243,127</b>	<b>47.71%</b>

**Available for Distribution  
to Subsidiary Funds**

<b>\$689,223</b>	<b>\$846,933</b>	<b>122.88%</b>
------------------	------------------	----------------

**Debt Service Coverage Ratio**

**1.94                      2.56**

\*All student derived fees

\*\*Energy Plant chargebacks not yet completed for July-December 2008.

**Fiscal and Facilities Committee**

*Larry Teahon, Chair*  
*Cap Peterson*  
*Rich Kunckel*

February 27, 2009

---

**Occupancy/Income Reports for Fall 2008**

Priority: Financial Strength of the System

Goal: 1. Ensure financial accountability

Strategy: f. Keep Board of Trustees informed on the financial status of the colleges and system

---

As required by the bond indentures, the colleges have provided information on occupancy and the income earned by their revenue bond facilities during Fall 2008.

In summary, the following ratios are noted:

	% Residence Hall Room Occupancy Fall 08	% Residence Hall Bed Occupancy Fall 08	% Residence Hall Income Fall 08
Chadron State	96%	69%	64%
Peru State	89%	81%	83%
Wayne State	97%	86%	76%

	Chadron	Peru	Wayne	Chadron	Peru	Wayne
	Bed Occupancy			Room Occupancy		
Fall 07	822	406	1344	602	243	769
Fall 08	867	408	1346	628	236	762

**REVENUE BOND FACILITIES  
OCCUPANCY AND INCOME REPORT**

COLLEGE: CHADRON STATE COLLEGE  
TERM: FALL 2008

Report Date: 01-28-09  
Final Report: Fall 2008

**OCCUPANCY**

	Designed Bed Capacity	Actual Bed Capacity	Beds Occupied Fall 2007	Beds Occupied Fall 2008	Percent of Percent of Change	Percent Bed Occupancy	Available Room Capacity	Rooms Occupied Fall 2008	Percent Room Occupancy
Residence Hall									
ANDREWS	304	284	166	181	9.04%	63.73%	148	142	95.95%
BROOKS	110	84	45	57	100.00%	67.86%	40	31	77.50%
EDNA WING	94	94	70	70	0.00%	74.47%	49	50	102.04%
EDNA WORK	92	92	55	52	0.00%	56.52%	46	46	100.00%
HIGH RISE	400	422	270	271	0.37%	64.22%	218	212	97.25%
KENT HALL	304	275	216	236	9.26%	85.82%	151	147	97.35%
<b>SUBTOTALS</b>	<b>1,304</b>	<b>1,251</b>	<b>822</b>	<b>867</b>	<b>5.47%</b>	<b>69.30%</b>	<b>652</b>	<b>628</b>	<b>96.32%</b>

	Apartments Available	Apartments Occupied Fall 2007	Apartments Occupied Fall 2008	Percent of Change	Percent Occupancy
Family Housing					
EDNA WORK WING	0	0	0	0	0.00%
WEST COURT	41	37	37	0	90.24%
<b>SUBTOTALS</b>	<b>41</b>	<b>37</b>	<b>37</b>	<b>0</b>	<b>90.24%</b>
<b>TOTALS</b>	<b>1,304</b>	<b>1,292</b>	<b>859</b>	<b>904</b>	<b>69.97%</b>

**ACTUAL INCOME**

	Original Design	Present Use	Current Rates	Total Potential Income	Actual Income	Percent of Actual Income
Residence Halls *	1,304	1,194	925-1806	1,508,372	960,441	63.67%
Student Apartments N/A						
Family Housing	41	41	396-481	83,185	67,941	81.67%
Faculty Apartments N/A						
Summer, Guest Housing & Rentals				90,000	92,861	103.18%
Other						
<b>TOTALS</b>				<b>\$1,681,557</b>	<b>\$1,121,242</b>	<b>66.68%</b>

\* Residence Hall rental revenue is less waivers, refunds and receivables. Amounts shown represent actual income collected.

**REVENUE BOND FACILITIES  
OCCUPANCY AND INCOME REPORT**

COLLEGE: PERU STATE COLLEGE

TERM: FALL 2008

REPORT DATE: FEBRUARY 27,2009

FINAL REPORT

**OCCUPANCY**

	Designed Bed Capacity	Actual Bed Capacity	Beds Occupied Fall 2007	Beds Occupied Fall 2008	Percent of Change	Percent Bed Occupancy	Available Room Capacity	Rooms Occupied Fall 2008	Percent Room Occupancy
Residence Hall									
ELIZA MORGAN (1)	170	98	84	75	-10.71%	76.53%	50	39	78.00%
DELZELL	146	144	120	106	-11.67%	73.61%	72	61	84.72%
CLAYBURN/MATHEWS	120	106	83	92	10.84%	86.79%	58	54	93.10%
DAVIDSON/PALMER	116	106	75	92	22.67%	86.79%	58	54	93.10%
NICHOLAS/PATE	24	48	44	43	-2.27%	89.58%	28	28	100.00%
<b>SUBTOTALS</b>	<b>576</b>	<b>502</b>	<b>406</b>	<b>408</b>	<b>0.49%</b>	<b>81.27%</b>	<b>266</b>	<b>236</b>	<b>88.72%</b>
			Apartments Occupied Fall 2007	Apartments Occupied Fall 2008	Percent of Change	Percent Occupancy			
Family Housing		Apartments Available							
OAK HILL		12	11	9	0	75.00%			
FACULTY		8	5	7	0	87.50%			
<b>SUBTOTALS</b>	<b>0</b>	<b>20</b>	<b>16</b>	<b>16</b>	<b>0</b>	<b>80.00%</b>			
<b>TOTALS</b>	<b>576</b>	<b>522</b>	<b>422</b>	<b>424</b>	<b>0</b>	<b>81.23%</b>			

**ACTUAL INCOME**

	Original Design	Present Use	Current Rates	Total Potential Income	Actual Income	Percent of Potential Income
Residence Halls *	552	454	1130-1696	\$641,502	\$530,062	82.63%
Student Apartments	12	12	1320-1580	\$23,310	15,709	67.39%
Faculty Apartments	8	8	1400-1700	\$14,616	19,810	135.54%
Summer, Guest Housing & Rentals					54,579	
Other					26,754	
<b>TOTALS</b>				<b>\$679,428</b>	<b>\$646,914</b>	<b>95.21%</b>

\* Residence Hall rental revenue is less waivers, refunds and receivables.

(1) 36 rooms in Morgan remain off-line until Phase II of the construction plan can be implemented.

**REVENUE BOND FACILITIES  
OCCUPANCY AND INCOME REPORT**

COLLEGE: WAYNE STATE COLLEGE  
TERM: FALL 2008

REPORT DATE: February 3, 2009  
FINAL REPORT

**OCCUPANCY**

	Designed Bed Capacity	Actual Bed Capacity	Beds Occupied Fall 2007	Beds Occupied Fall 2008	Percent of Percent of Change	Percent Bed Occupancy	Available Room Capacity	Rooms Occupied Fall 2007	Rooms Occupied Fall 2008	Percent Room Occupancy
Residence Hall	165	160	134	127	-5.22%	79.38%	66	65	62	93.94%
Anderson Hall	328	306	283	279	-1.41%	91.18%	159	156	151	94.97%
Berry Hall	448	434	338	342	1.18%	78.80%	208	196	200	96.15%
Morey Hall	240	231	209	210	0.48%	90.91%	119	117	117	98.32%
Neihardt Hall	185	161	142	141	-0.70%	87.58%	91	91	90	98.90%
Pile Hall	150	134	112	120	7.14%	89.55%	72	72	71	98.61%
Terrace Hall	147	140	126	127	0.79%	90.71%	74	72	71	95.95%
<b>SUBTOTALS</b>	<b>1,663</b>	<b>1,566</b>	<b>1,344</b>	<b>1,346</b>	<b>0.15%</b>	<b>85.95%</b>	<b>789</b>	<b>769</b>	<b>762</b>	<b>96.58%</b>

	Apartments Available	Apartments Occupied Fall 2007	Apartments Occupied Fall 2008	Percent of Percent of Change	Percent Occupancy
Family Housing					

<b>SUBTOTALS</b>	<b>0</b>	<b>0</b>	<b>0</b>	<b>0</b>	<b>0</b>	<b>0</b>
<b>TOTALS</b>	<b>1,663</b>	<b>1,566</b>	<b>1,344</b>	<b>1,346</b>	<b>0.15%</b>	<b>85.95%</b>

**ACTUAL INCOME**

	Original Design	Present Use	Current Rates	Total Potential Income	Actual Income	Percent of Potential Income
Residence Halls *	1,663	1,566	\$1195-\$2090	\$1,856,759	\$1,409,880	75.93%
Student Apartments						
Family Housing						
Faculty Apartments						
Summer, Guest Housing & Rentals				\$0	2,200	NA
Other				\$36,095	36,095	100.00%
<b>TOTALS</b>				<b>\$1,892,854</b>	<b>\$1,448,175</b>	<b>76.51%</b>

\* Residence Hall rental revenue is less waivers, refunds and receivables. Amounts shown represent actual income collected.

**Fiscal and Facilities Committee**

*Larry Teahon, Chair*  
*Cap Peterson*  
*Rich Kunckel*

February 27, 2009

---

Capital Construction Progress Reports for Information Only  
(as of December 31, 2008)

Priority: Financial Strength of the System

Goal: 3. Strengthen fiscal, environmental, technological and physical resources

Strategy: j. Maintain facilities and improve physical environment

---

As required by Board Policy 8050, the colleges have submitted the following capital construction progress reports on their respective construction projects.

**Chadron**

1. Administration Building Renovation – Interim Report
2. Sparks Hall Renovation – Interim Report

**Peru**

1. Al Wheeler Activity Center Addition/Renovation/Bleachers/AD Majors Demolition & Parking Lot – Interim Report
2. Emergency Power Generation – Interim Report

**Wayne**

1. Campus Services – Interim Report
2. Rice - Stadium Renovations Project – Interim Report

The State Building Division requires quarterly reports on all capital construction projects funded with state funds. Copies will be forwarded to that office for their files.

**CAPITAL CONSTRUCTION QUARTERLY STATUS REPORT  
AS OF 12/31/08**

College: Chadron State College		Meeting Date: February 27, 2009	
<b>Project Information</b>	Project Title:	Administration Bldg. Renovation	
	Program Number:		
	Professional Consultant:	Bahr Vermeer and Haecker	
	General Contractor:		
	Net Square Footage: 11,165	Gross Square Footage: 59,704	
	Bid Opening Date		
	Notice of Proceed Date		
	Estimated Completion Date		
Final Acceptance Date			
<b>Project Dates</b>	Professional Consultants:	Bahr Vermeer and Haecker	
	Needs Statement	(enter dates)	
	Program Statement	11/6/2002	
	Professional Services Contract	6/6/2002	
	Bonds Sold		
	Preliminary Plans		
	Design Development	12/21/2006	
	Construction Contract	6/18/2007	
	Substantial Completion		
	Final Completion		
<b>Report Information</b>	Status	Initial Report:	7/7/2007
		Interim Report:	
		Final Report:	
<b>Financial Information</b>			
State Buildings	State Funds--LB No:605	\$4,865,322.00	
	Federal Funds		
	LB 309 Funds		
	Cash Funds	\$69,965.00	
	Capital Imp. Fee Commitment		
	Other		
	Total Available	\$4,935,287.00	
Revenue Bond Buildings	Bonds Sold		
	Costs of Issuance/Reserves		
	Balances of Proceeds		
Revenue Sources for Construction	1. Bond Proceeds		
	2. Interest Earnings		
	3. Other		
	Total Available		
<b>Expenditure Information</b>			
	Proposed Budget	Expended to Date	Balance
Program Planning			
Professional Fees & Reimb.	\$334,445.00	\$332,705.33	\$1,739.67
Life Cycle Cost Analysis			\$0.00
Construction			
1. General, Mech., Elec.	\$3,630,000.00	\$2,978,440.10	\$651,559.90
2. Fixed Equipment			
3. Sitework/Utilities			
Furnishings/Moveable Equip.	\$635,583.00	\$205,068.24	\$430,514.76
Contingency	\$225,257.50	\$27,326.20	\$197,931.30
Artwork	\$40,036.50	\$0.00	\$40,036.50
Other Items			
1. Special/Tech. Equipment			
2. Asbestos Abatement	\$69,965.00	\$78,025.00	-\$8,060.00
Change Orders			
#1-Fuller Construction	\$16,816.80		
#2-Fuller Construction	\$10,509.40		
<b>TOTALS</b>	\$4,935,287.00	\$3,621,564.87	\$1,313,722.13

**CAPITAL CONSTRUCTION QUARTERLY STATUS REPORT  
AS OF 12/31/08**

College: Chadron State College		Meeting Date: February 27, 2009	
<b>Project Information</b>	Project Title:	Sparks Hall Renovation	
	Program Number:		
	Professional Consultant:	Bahr Vermeer and Haecker	
	General Contractor:	Fuller Construction	
	Net Square Footage: 11,165	Gross Square Footage: 17,218	
	Bid Opening Date	3/23/2006	
	Notice of Proceed Date	4/12/2006	
	Estimated Completion Date	7/1/2007	
<b>Project Dates</b>	Professional Consultants:	Bahr Vermeer and Haecker	
	Needs Statement	(enter dates)	
	Program Statement	11/5/2002	
	Professional Services Contract	10/30/2005	
	Bonds Sold		
	Preliminary Plans		
	Design Development	11/23/2005	
	Construction Contract	4/12/2006	
	Substantial Completion	5/30/2007	
Final Completion	10/30/2007		
<b>Report Information</b>	Status	Initial Report:	6/2/2006
		Interim Report:	
		Final Report:	
<b>Financial Information</b>			
State Buildings	State Funds--LB No:	\$2,680,450.00	
	Federal Funds		
	LB 309 Funds		
	Cash Funds	\$198,147.50	
	Capital Imp. Fee Commitment		
	Other		
	Total Available	\$2,878,597.50	
Revenue Bond Buildings	Bonds Sold		
	Costs of Issuance/Reserves		
	Balances of Proceeds		
Revenue Sources for Construction	1. Bond Proceeds		
	2. Interest Earnings		
	3. Other		
	Total Available	\$2,878,597.50	
<b>Expenditure Information</b>			
	Proposed Budget	Expended to Date	Balance
Program Planning			
Professional Fees & Reimb.	\$174,500.00	\$174,500.00	\$0.00
Life Cycle Cost Analysis			\$0.00
Construction			
1. General, Mech., Elec.	\$2,495,000.00	\$2,442,893.00	\$52,107.00
2. Fixed Equipment			
3. Sitework/Utilities	\$30,814.50	\$30,814.50	\$0.00
Furnishings/Moveable Equip.	\$95,000.00	\$110,610.54	-\$15,610.54
Contingency	\$91,385.00	\$75,774.46	\$15,610.54
Artwork	\$20,000.00	\$0.00	\$20,000.00
Other Items			
1. Special/Tech. Equipment			
2. Asbestos Abatement			
Change Orders			
1. Fuller Construction 4/25/06	-\$117,035.00		
2. Fuller Construction 10/17/06	\$12,646.00		
3. Fuller Construction 12/6/06	\$33,031.00		
4. Fuller Construction 12/12/06	\$14,831.00		
5. Fuller Construction 3/20/07	\$13,562.00		
6. Fuller Construction 7/16/07	\$13,000.00		
7. Fuller Construction 10/24/07	-\$6,046.00		
8. Fuller Construction 12/21/07	\$7,909.00		-\$28,102.00
<b>TOTALS</b>	<b>\$2,878,597.50</b>	<b>\$2,834,592.50</b>	<b>\$44,005.00</b>



**CAPITAL CONSTRUCTION QUARTERLY STATUS REPORT**  
**October - December 2008**

College: Peru State College		Meeting Date: February 27, 2009		
<b>Project Information</b>	Project Title: AWAC Addition/Renovation/Bleachers/ AD Majors Demolition and Parking Lot			
	Program Number:			
	Professional Consultant: The Clark Enersen Partners			
	General Contractor: Lueder Construction			
	Current Net Square Footage: 44,509		Current Gross Square Footage: 49,360	
	Addition Net: 8,512		Addition Gross: 17,280	
	Renovation Net: 32,597		Renovation Gross: 34,925	
	Bid Opening Date		3/29/2007	
	Notice to Proceed Date			
	Estimated Completion Date		5/1/2008, 8/16/2008, 12/31/2008	
Final Acceptance Date				
<b>Project Dates</b>	Professional Consultants:		The Clark Enersen Partners	
	Needs Statement			
	Program Statement			
	Professional Services Contract			
	Bonds Sold		8/15/06	
	Preliminary Plans			
	Design Development		9/15/06	
	Construction Contract		4/9/07	
	Substantial Completion		5/1/08	
	Final Completion		5/1/08	
<b>Report Information</b>	Status		Initial Report:	
			Interim Report: X	
			Final Report:	
<b>Financial Information</b>				
<b>State Buildings</b>	<b>Proposed Budget</b>	<b>Expended to Date</b>		<b>Balance</b>
State Funds--LB No:605	\$4,846,933.00	\$4,846,933.00	\$4,846,933.00	\$0.00
State Funds--LB No:605 (bleachers)	\$167,990.00	\$167,990.00	\$167,990.00	\$0.00
LB 1100 06-07	\$136,761.00	\$136,761.00	\$136,761.00	\$0.00
LB 1100 07-08	\$152,921.00	\$152,921.00	\$152,921.00	\$0.00
LB 605 5% ON AWAC	\$215,550.00	\$215,550.00	\$215,550.00	\$0.00
LB 605 5% ON Emer Power	\$30,000.00	\$30,000.00	\$30,000.00	\$0.00
LB 605 transferred from Generator	\$149,500.00	\$149,500.00	\$149,500.00	\$0.00
LB 605 transferred from Generator approved 1/13/2009	\$18,660.86	\$0.00	\$18,660.86	\$18,660.86
Capital Improvement Fee (IPF)	\$145,000.00	\$0.00	\$145,000.00	\$145,000.00
Cash Fund Adjustment 9/14/2007 (includes IPF)	\$337,500.00	\$162,546.10	\$174,953.90	\$174,953.90
PSC Foundation (IPF)	\$250,000.00	\$245,786.16	\$4,213.84	\$4,213.84
PSC Foundation	\$19,165.00	\$0.00	\$19,165.00	\$19,165.00
<b>Total Available AWAC</b>	<b>\$6,469,980.86</b>	<b>\$6,107,987.26</b>	<b>\$361,993.60</b>	
State Funds--LB No:605 Additional 6/6/08 (ADM)	\$300,000.00	\$300,000.00	\$0.00	\$0.00
Cash Fund Adjustment 6/6/2008 (ADM)	\$342,910.00	\$242,160.35	\$100,749.65	\$100,749.65
Federal EDI Funds (ADM)	\$148,500.00		\$148,500.00	\$148,500.00
<b>Total Available AD Majors (ADM)</b>	<b>\$791,410.00</b>	<b>\$542,160.35</b>	<b>\$249,249.65</b>	
<b>Grand Total AWAC and AD Majors</b>	<b>\$7,261,390.86</b>	<b>\$6,650,147.61</b>	<b>\$611,243.25</b>	
<b>Revenue Bond Buildings</b>	Bonds Sold	\$		
	Costs of Issuance/Reserves	\$		
	Balances of Proceeds	\$		
<b>Revenue Sources for Construction</b>	1. Bond Proceeds			
	2. Interest Earnings	\$		
	3. Other	\$		
	<b>Total Available</b>	<b>\$</b>		
<b>Expenditure Information</b>				
	<b>Proposed Budget</b>	<b>Expended to Date</b>		<b>Balance</b>
Program Planning				
Professional Fees (plus reimbursables)	\$395,289.59	\$394,149.15	\$1,140.44	\$1,140.44
Life Cycle Cost Analysis				
Construction				
<b>1. AWAC Bid Amount</b>	<b>\$5,613,000.00</b>			
2. Value Engineering Deduct (CO#01)	-\$107,802.00			
3. Deduct for LB 1100 HVAC contract (CO#02)	-\$289,682.00			
4. General, Mech., Elec. Contract	\$5,215,516.00	\$5,162,881.82	\$52,634.18	\$52,634.18
5. Fixed Equipment (bleachers)	\$0.00	\$0.00	\$0.00	\$0.00
6. Site work/Utilities	\$13,546.86	\$13,546.86	\$0.00	\$0.00
7. HVAC contract for LB 1100 Funds	\$289,682.00	\$289,682.00	\$0.00	\$0.00

**CAPITAL CONSTRUCTION QUARTERLY STATUS REPORT**  
**October - December 2008**

College: Peru State College		Meeting Date: February 27, 2009		
<b>Project Information</b>		Project Title: AWAC Addition/Renovation/Bleachers/ AD Majors Demolition and Parking Lot		
<b>Expenditure Information</b>	Proposed Budget	Expended to Date	Balance	
8. Furnishings/Moveable Equip. (SIGN/PLAQUE)	\$59,897.83	\$16,636.50	\$43,261.33	
9. Contingency plus Escalation	\$29,046.41	\$0.00	\$29,046.41	
10. Artwork	\$55,052.00	\$31,500.00	\$23,552.00	
11. Administrative Fees	\$15,000.00	\$11,680.48	\$3,319.52	
12. Relocation	\$12,000.00	\$0.00	\$12,000.00	
13. Testing and Surveys/Enviro Impact	\$39,000.00	\$0.00	\$39,000.00	
14. Asbestos Abatement	\$2,000.00	\$1,690.00	\$310.00	
15. Legal fees and Insurance				
<b>AD Majors Expenditure Information</b>				
Demolition and Construction				
1. Asbestos Abatement	\$111,800.00	\$88,278.75	\$23,521.25	
2. Demolish AD Majors Building (CO#020)	\$194,750.00	\$194,750.00	\$0.00	
3. Build Parking Lot, Walks and Curbs (CO#020)	\$291,383.00	\$52,997.05	\$238,385.95	
4. Lighting for Parking Lot (CO#020)	\$32,709.00	\$0.00	\$32,709.00	
5. Contingency @ 10% of Construction/add 605 funds	\$41,434.17	\$0.00	\$41,434.17	
6. A & E Services for Construction Administration	\$18,000.00	\$4,788.00	\$13,212.00	
7. Environmental Impact Study per HUD requirements	\$39,000.00	\$39,000.00	\$0.00	
8. Possible remediation costs @ 10% of Construction	\$51,884.00	\$0.00	\$51,884.00	
<b>Change Orders</b>				
003 Lockers, ductwork, high voltage	\$6,962.00	\$6,962.00	\$0.00	
004 Revised fire srv, fire rated door	\$19,342.00	\$19,342.00	\$0.00	
005 Precast bridge with masonry guardrail	\$17,000.00	\$17,000.00	\$0.00	
006 Composite metal on addition	\$36,988.00	\$36,988.00	\$0.00	
007 Composite metal on natatorium north face	\$39,950.00	\$39,950.00	\$0.00	
008 Reinforcing steel, etc for A4	\$27,781.00	\$27,781.00	\$0.00	
009 Brick for north natatorium	\$25,676.00	\$25,676.00	\$0.00	
010 Mirrors, conduit change, combine pads	\$4,300.00	\$4,300.00	\$0.00	
011 Change lavatory type, add elevator sump/pit	\$15,226.00	\$15,226.00	\$0.00	
012 Provide Gymnasium Curtains	\$24,980.00	\$24,980.00	\$0.00	
013 Add cross-bracing, structural steel	\$5,292.00	\$5,292.00	\$0.00	
014 Add corrugated panels for north existing bldg	\$3,468.00	\$3,468.00	\$0.00	
015 New relay panel Gymnasium	\$2,354.00	\$2,354.00	\$0.00	
016 Power disconnects for Heat Pumps	\$2,263.00	\$2,263.00	\$0.00	
017 Insulation for ductwork	\$18,717.00	\$18,717.00	\$0.00	
018 Correction to 2nd floor beam elevations	\$9,332.00	\$9,332.00	\$0.00	
019 Four handicapped accessible shower	\$844.00	\$844.00	\$0.00	
020 For AD Majors Parking - see above for expenditure	\$0.00	\$0.00	\$0.00	
021 Additional court striping	\$7,395.00	\$7,395.00	\$0.00	
022 Electric lift batting cage	\$10,939.00	\$10,939.00	\$0.00	
023 Electrical additions to contract	\$2,987.00	\$2,987.00	\$0.00	
024 Steel mod for digital sign	\$342.00	\$342.00	\$0.00	
025 Paint existing panels to match "Cherokee"	\$35,953.00	\$35,953.00	\$0.00	
026 Add fire alarm, electrical bat cage, remove cap	\$5,275.00	\$5,275.00	\$0.00	
027 Remove cap on floor drain, add door closures	\$3,340.00	\$3,340.00	\$0.00	
028 Change to exterior rated cabling, modify door 130	\$4,024.00	\$4,024.00	\$0.00	
029 Railing change, provide additional railing at wall	\$5,833.00	\$0.00	\$5,833.00	
030 Fire alarm mod and framing modifications	\$17,837.00	\$17,837.00	\$0.00	
<b>TOTALS</b>	<b>\$7,261,390.86</b>	<b>\$6,650,147.61</b>	<b>\$611,243.25</b>	

**CAPITAL CONSTRUCTION QUARTERLY STATUS REPORT**  
**Oct - Dec 2008**

College: Peru State College		Meeting Date: Feb 27, 2009		
<b>Project Information</b>	Project Title:		Emergency Power Generation	
	Program Number:			
	Professional Consultant:		Leo A Daly	
	General Contractor:		To Be Determined from Bids	
	Net Square Footage: NA		Gross Square Footage: NA	
	Bid Opening Date		Generator 2/13/07, Installation 3/13/07	
	Notice to Proceed Date		3/29/2007	
	Estimated Completion Date		9/1/2007	
Final Acceptance Date				
<b>Project Dates</b>	Professional Consultants:			
	Needs Statement			
	Program Statement			
	Professional Services Contract		9/15/2006	
	Bonds Sold		8/15/2006	
	Preliminary Plans			
	Design Development			
	Construction Contract			
Substantial Completion		9/1/2007		
Final Completion				
<b>Report Information</b>	Status		Initial Report:	
			Interim Report: X Final Report:	
<b>Financial Information</b>				
<b>State Buildings</b>		<b>Proposed Budget</b>	<b>Expended to Date</b>	<b>Balance</b>
State Funds--LB No:605		\$802,500.00	\$626,544.69	\$175,955.31
Transferred to AWAC		-\$149,500.00		-\$149,500.00
Transferred to ADM Parking (BOT approved 1/13/2009)		-\$18,660.86		-\$18,660.86
Total Available		\$634,339.14	\$626,544.69	\$7,794.45
Revenue Bond Buildings		Bonds Sold	\$	
		Costs of Issuance/Reserves	\$	
		Balances of Proceeds	\$	
Revenue Sources for Construction		1. Bond Proceeds	\$	
		2. Interest Earnings	\$	
		3. Other	\$	
		Total Available	\$	
<b>Expenditure Information</b>		<b>Proposed Budget</b>	<b>Expended to Date</b>	<b>Balance</b>
Program Planning				\$0.00
Professional Fees		\$70,000.00	\$70,000.00	\$0.00
Professional Fees - Fuel Filter		\$4,850.00	\$2,555.55	\$2,294.45
Life Cycle Cost Analysis				\$0.00
Construction				
1. General, Mech., Elec.		\$533,000.00	\$527,500.00	\$5,500.00
2. Fixed Equipment				
3. Site work/Utilities				
Furnishings/Moveable Equip.				
Contingency				
Artwork				
Other Items				
1. Administrative Fees		\$1,862.14	\$1,862.14	\$0.00
2. Relocaton		\$0.00	\$0.00	\$0.00
3. Testing and Surveys		\$0.00	\$0.00	\$0.00
4. Asbestos Abatement		\$0.00	\$0.00	\$0.00
5. Legal fees and Insurance		\$0.00	\$0.00	\$0.00
Change Orders				
Change Order #1		\$4,528.00	\$4,528.00	\$0.00
Change Order #2		\$20,099.00	\$20,099.00	\$0.00
<b>TOTALS</b>		<b>\$634,339.14</b>	<b>\$626,544.69</b>	<b>\$7,794.45</b>

**CAPITAL CONSTRUCTION QUARTERLY STATUS REPORT**

**As of December 31, 2008**

\*\*\*project under construction \*\*

College: Wayne State College		Meeting Date: February 27, 2009	
<b>Project Information</b>	Project Title:	Campus Services	
	Program Number:	na	
	Professional Consultant:	Alley Poyner	
	General Contractor:	RaDec Construction	
	Net Square Footage: 35,368	Gross Square Footage: 41,305	
	Bid Opening Date	February-07	
	Notice of Proceed Date	February-07	
Estimated Completion Date	April-08		
Final Acceptance Date			
<b>Project Dates</b>	Professional Consultants:		
	Needs Statement		
	Program Statement	October-02	
	Professional Services Contract	July-06	
	Bonds Sold	August-07	
	Preliminary Plans		
	Design Development	October-06	
	Construction Contract	March-07	
Substantial Completion	April-08		
Final Completion	June-08		
<b>Report Information</b>	Status	Initial Report:	
		Interim Report:	X
		Final Report:	
<b>Financial Information</b>			
State Buildings	State Funds--LB No:605	\$	5,185,466
	Federal Funds	\$	
	LB 309 Funds	\$	
	Cash Funds	\$	
	Capital Imp. Fee Commitment	\$	
	Other LB1100	\$	156,547
	Total Available	\$	5,342,013
Revenue Bond Buildings	Bonds Sold	\$	
	Costs of Issuance/Reserves	\$	
	Balances of Proceeds	\$	
Revenue Sources for Construction	1. Bond Proceeds	\$	5,185,466.00
	2. Interest Earnings	n/a - kept by System Office for other projects	
	3. Other (LB1100)	\$	156,547.00
	Total Available		\$5,342,013
<b>Expenditure Information</b>	<b>Proposed Budget</b>	<b>Expended to Date</b>	<b>Balance</b>
Program Planning	\$0.00	\$0.00	\$0.00
Professional Fees	\$334,213.00	\$334,213.00	\$0.00
Life Cycle Cost Analysis	\$0.00	\$0.00	\$0.00
Construction			
1. General, Mech., Elec.	\$4,014,000.00	\$4,014,000.00	\$0.00
2. Concrete encased fiber	\$80,000.00	\$90,088.50	-\$10,088.50
Furnishings/Moveable Equip.	\$369,535.00	\$493,535.25	-\$124,000.25
Contingency	\$121,386.14	\$0.00	\$121,386.14
Artwork	\$41,922.00	\$0.00	\$41,922.00
Other Items			
1. Demolition of Armory	\$37,500.00	\$0.00	\$37,500.00
2. Other	\$82,927.00	\$59,614.13	\$23,312.87
Change Orders			
1. CO # 1 through #11	\$260,529.86	\$255,530.02	\$4,999.84
			\$0.00
			\$0.00
<b>TOTALS</b>	\$5,342,013.00	\$5,246,980.90	\$95,032.10

**CAPITAL CONSTRUCTION QUARTERLY STATUS REPORT**  
As of December 31, 2008

College: Wayne State College		Meeting Date: February 27, 2009	
<b>Project Information</b>	Project Title:		Rice - Stadium Renovations Project
	Program Number:		na
	Professional Consultant:		Leo A Daly
	General Contractor:		Otte Construction, Wayne NE
	Net Square Footage: 29,318		Gross Square Footage: 34,733
	Bid Opening Date		November-07
	Notice of Proceed Date		
	Estimated Completion Date		September-08
Final Acceptance Date		February-09	
<b>Project Dates</b>	Professional Consultants:		Leo A Daly
	Needs Statement		
	Program Statement		March-07
	Professional Services Contract		October-06
	Bonds Sold		August-06
	Preliminary Plans		June-07
	Design Development		September-07
	Construction Contract		December-07
	Substantial Completion		February-09
Final Completion			
<b>Report Information</b>	Status		Initial Report:
			Interim Report: X
			Final Report:
<b>Financial Information</b>			
State Buildings	State Funds--LB No:605		\$ 3,766,611
	Federal Funds		\$
	LB 309 Funds		\$ 143,700 ADA Entrance & Elevator
	Cash Funds		\$ 80,000 Steam Pipe Replacement
	Capital Imp. Fee Commitment		\$ 143,700 ADA Entrance & Elevator
	Other LB1100		\$ 175,000 Rice Sprinkler System
	Total Available		\$ 4,309,011
Revenue Bond Buildings	Bonds Sold		\$
	Costs of Issuance/Reserves		\$
	Balances of Proceeds		\$
Revenue Sources for Construction	1. Bond Proceeds		\$ 3,766,611
	2. Interest Earnings		n/a - kept by System Office for other projects
	3. Other		\$ 542,400.00
	Total Available		\$ 4,309,011
<b>Expenditure Information</b>	<b>Proposed Budget</b>	<b>Expended to Date</b>	<b>Balance</b>
Program Planning	\$0.00	\$0.00	\$0.00
Professional Fees	\$262,000.00	\$293,910.34	-\$31,910.34
Life Cycle Cost Analysis	\$0.00	\$0.00	\$0.00
Construction			
1. Rice & Stadium Renovations	\$3,165,978.00	\$2,865,885.00	\$300,093.00
2. Visitor Bleachers	\$75,000.00	\$75,535.95	-\$535.95
3. Concessions Remodel	\$25,000.00	\$13,997.50	\$11,002.50
4. Rice Sprinklers	\$175,000.00	\$166,250.00	\$8,750.00
5. ADA Entrance/Elevator	\$287,400.00	\$127,908.00	\$159,492.00
Furnishings/Moveable Equip.	\$329,864.00	\$290,717.95	\$39,146.05
Contingency	-\$2,215.00	\$0.00	-\$2,215.00
Artwork	\$35,000.00	\$35,000.00	\$0.00
Other Items	\$15,000.00	\$26,303.54	-\$11,303.54
Change Orders	-\$59,016.00	-\$64,888.00	\$5,872.00
<b>TOTALS</b>	<b>\$4,309,011.00</b>	<b>\$3,830,620.28</b>	<b>\$478,390.72</b>

**Fiscal and Facilities Committee**

*Larry Teahon, Chair*  
*Cap Peterson*  
*Rich Kunckel*

February 27, 2009

---

**Contingency Maintenance Progress Reports**

Priority: Financial Strength of the System

Goal: 3. Strengthen fiscal, environmental, technological and physical resources

Strategy: g. Continually find ways to stretch limited resources as far as possible  
j. Maintain facilities and improve physical environment

---

Each year the colleges submit proposals to expend funds from their revenue bond surplus fund to make needed facilities repairs, install fire and life safety measures, correct code deficiencies and replace furnishings and equipment in the dormitories and student center facilities. The working calendar requires the provision of semi-annual progress reports on those projects to the Board of Trustees. Copies of the reports prepared by each institution are found on the following pages.

The colleges are strongly encouraged to complete the projects within two years after the Board authorizes them. This guideline assists in the long-range planning of projects and puts "earmarked" fund balances back into the Surplus Funds to be used for other projects.

**CONTINGENCY MAINTENANCE PROJECTS PROGRESS REPORT**

**Chadron State College  
Revenue Bond Facilities**

**Report Period: as of December 31, 2008**

**Date Prepared: February 27, 2009**

<b>Resolution Date and Project Description</b>	<b>Amount</b>	<b>Expenditures</b>	<b>Reallocations</b>	<b>Balance</b>	<b>Status</b>
Resolution Date: 4/13/07					
1. Andrews Hall - Floor/Wing Renovation	125,000.00	125,000.00	-	-	Complete
2. Campus Furnishings	40,000.00	40,000.00	-	-	Complete
3. Kent Hall/Andrews Hall Window Replacement	60,000.00	60,000.00	-	-	Complete
4. Residence Hall Parking Lots	35,000.00	35,000.00	-	-	Complete
5. Residence Hall Carpet	25,000.00	15,804.70		9,195.30	Open
6. Student Center Equipment	15,000.00	15,000.00	-	-	Complete
<b>Resolution Total</b>	<b>300,000.00</b>	<b>290,804.70</b>	<b>-</b>	<b>9,195.30</b>	
<b>Resolution Date and Project Description</b>	<b>Amount</b>	<b>Expenditures</b>	<b>Reallocations</b>	<b>Balance</b>	<b>Status</b>
Resolution Date: 4/13/08					
1. Residence Hall Security System	65,000.00	75,000.00	10,000.00	-	Complete
2. Andrews/Kent Hall Window Replacement	120,000.00	102,700.00		17,300.00	Open
3. Parking Lot Repair	125,000.00	128,507.00	3,507.00	-	Complete
4. Crites Hall Reroof	75,000.00	-		75,000.00	Open
5. Student Center Specialty Equipment	5,000.00	4,868.50		131.50	Open
6. Revenue Bond Buildings New Furnishings	40,000.00	6,425.36		33,574.64	Open
7. Residence Hall Replacement Carpet	20,000.00	-		20,000.00	Open
<b>Resolution Total</b>	<b>450,000.00</b>	<b>317,500.86</b>	<b>13,507.00</b>	<b>146,006.14</b>	
<b>Resolution Date and Project Description</b>	<b>Amount</b>	<b>Expenditures</b>	<b>Reallocations</b>	<b>Balance</b>	<b>Status</b>
Resolution Date: 6/6/08					
1. Parking Lots Repair and Replacement	200,000.00	200,000.00	-	-	Complete
<b>Resolution Total</b>	<b>200,000.00</b>	<b>-</b>	<b>-</b>	<b>200,000.00</b>	

**CONTINGENCY MAINTENANCE PROJECTS PROGRESS REPORT**

**Peru State College  
Revenue Bond Facilities**

**Report Period: July - December 2008**

<b>Resolution Date and Project Description</b>	<b>Approved Amount</b>	<b>Current Expenditures</b>	<b>Reallocations</b>	<b>Balance</b>	<b>Status</b>
Resolution Date: 3/31/06 Open Projects:					
3. Residence Halls, Student Center HVAC Repairs & Maint	\$46,100.00	\$12,301.61		\$0.00	Complete
5. Replace Food Service Equipment	\$5,000.00	\$33.19		\$0.00	Complete
Resolution Date: 9/14/2007 Open Projects:					
1. Student Center Chiller Replacement	\$75,000.00	\$23,486.39		\$34,798.50	Open
Resolution Date: 3/28/2008 1. Repair, replacement & maintenance of equipment	\$25,000.00	\$14,154.67		\$10,845.33	Open
<b>RESOLUTION TOTALS</b>	<b>\$151,100.00</b>	<b>\$49,975.86</b>	<b>\$0.00</b>	<b>\$45,643.83</b>	

Descriptions to be used in Status column of Contingency Maintenance Projects Progress Report

Open - to be used when project is still in progress

Deferred - to be used when project will not be completed because funds have been used elsewhere

Complete - to be used when project has been completed



**CONTINGENCY MAINTENANCE PROJECTS PROGRESS REPORT**

**Wayne State College  
Revenue Bond Facilities**

**Report Period: As of December 31, 2008**

**Date Prepared: January 13, 2009**

<b>Resolution Date and Project Description</b>	<b>Approved Amount</b>	<b>Current Expenditures</b>	<b>Reallocations</b>	<b>Balance</b>	<b>Status</b>
Resolution Date: (04/13/07)					
1. Berry Hall - Apartment Kitchen	\$9,000.00	\$0.00	-\$9,000.00	\$0.00	Deferred
2. Bowen Hall - Door/Lock Replace & Misc Repair	\$65,000.00	\$37,655.01	\$0.00	\$27,344.99	Open
3. Campuswide - Roof Repairs	\$6,000.00	\$4,060.20	\$0.00	\$1,939.80	Open
4. Campuswide - Commons/Parking Improvements	\$60,000.00	\$59,231.25	\$0.00	\$768.75	Complete
5. Campuswide - Grounds Equipment	\$12,000.00	\$12,000.00	\$0.00	\$0.00	Complete
6. Campuswide - Sidewalk Replacement	\$14,000.00	\$14,000.00	\$0.00	\$0.00	Complete
7. Campuswide - Campus Card System	\$17,500.00	\$768.75	\$0.00	\$16,731.25	Open
8. Morey Hall - Fire Alarms	\$106,000.00	\$151,544.00	\$49,000.00	\$3,456.00	Complete
9. Natatorium - Pool Vacuum	\$3,500.00	\$3,395.00	\$0.00	\$105.00	Complete
10. Pile Hall - Rear Step Repair	\$7,500.00	\$7,500.00	\$0.00	\$0.00	Complete
11. Rec Center - Card Swipe System	\$3,500.00	\$0.00	-\$3,500.00	\$0.00	Deferred
12. Rec Center - Meeting Room Divider, Emerg Exit & Equipment Room	\$31,500.00	\$1,214.94	\$14,500.00	\$44,785.06	Open
13. Residence Halls - Furniture, Mattress Replacement	\$20,000.00	\$20,000.00	\$0.00	\$0.00	Complete
14. Residence Halls - Portable AC & Screen Repairs	\$19,000.00	\$19,691.06	\$9,000.00	\$8,308.94	Open
15. Student Center - Food Service Equip & Dishroom Lighting	\$31,500.00	\$31,500.00	\$0.00	\$0.00	Complete
16. Student Center - Carpet Replacement - Public Areas	\$20,000.00	\$24,000.00	\$4,000.00	\$0.00	Complete
17. Student Center - Equipment & Misc Repairs	\$23,000.00	\$26,500.00	\$3,500.00	\$0.00	Complete
18. Terrace Hall - Upgrade Fire Alarm System	\$71,000.00	\$0.00	-\$71,000.00	\$0.00	Deferred
19. Terrace Hall - Tuckpointing Design/Construction	\$120,000.00	\$107,820.77	-\$12,100.00	\$79.23	Complete
<b>Resolution Total</b>	<b>\$640,000.00</b>	<b>\$520,880.98</b>	<b>-\$15,600.00</b>	<b>\$103,519.02</b>	

**CONTINGENCY MAINTENANCE PROJECTS PROGRESS REPORT**

**Wayne State College  
Revenue Bond Facilities**

**Report Period: As of December 31, 2008**

**Date Prepared: January 13, 2009**

<b>Resolution Date and Project Description</b>	<b>Approved Amount</b>	<b>Current Expenditures</b>	<b>Reallocations</b>	<b>Balance</b>	<b>Status</b>
Resolution Date: (03/28/08)					
1. Berry Hall - Apartment Repairs	\$10,000.00	\$0.00	\$0.00	\$10,000.00	Open
2. Bowen Hall - Hallway Ceiling Tiles & Lighting Replacement	\$130,000.00	\$0.00	\$0.00	\$130,000.00	Open
3. Bowen Hall - Roof Replacement	\$225,000.00	\$220,339.77	\$36,600.00	\$41,260.23	Open
4. Campuswide - Roof Repairs	\$6,000.00	\$0.00	\$0.00	\$6,000.00	Open
5. Campuswide - Sidewalk/Streets/Parking Lots	\$48,000.00	\$48,000.00	\$0.00	\$0.00	Complete
6. Campuswide - Campus Card System	\$5,000.00	\$0.00	\$0.00	\$5,000.00	Open
7. Morey Hall - Apartment Repairs	\$6,000.00	\$0.00	\$0.00	\$6,000.00	Open
8. Rec Center - Student Weight/Cario Room (renovation & equipment)	\$15,000.00	\$1,381.05	\$3,500.00	\$17,118.95	Open
9. Residence Halls - Furniture, Mattress Replacement	\$13,000.00	\$3,173.00	\$0.00	\$9,827.00	Open
10. Food Service - Food Service Equipment - Misc	\$3,000.00	\$1,694.00	\$0.00	\$1,306.00	Open
11. Food Service - Dining Room Chairs	\$50,000.00	\$25,261.84	-\$24,500.00	\$238.16	Complete
12. Student Center - Carpet Replacement - Public Areas	\$19,000.00	\$17,014.20	\$0.00	\$1,985.80	Complete
13. Terrace Hall - Upgrade Fire Alarm System	\$100,000.00	\$95,069.66	\$0.00	\$4,930.34	Open
<b>Resolution Total</b>	<b>\$630,000.00</b>	<b>\$411,933.52</b>	<b>\$15,600.00</b>	<b>\$233,666.48</b>	
<b>Grand Total</b>	<b>\$1,270,000.00</b>	<b>\$932,814.50</b>	<b>\$0.00</b>	<b>\$337,185.50</b>	

Descriptions to be used in Status column of Contingency Maintenance Projects Progress Report

Open - to be used when project is still in progress

Deferred - to be used when project will not be completed

Complete - to be used when project has been completed

**Fiscal and Facilities Committee**

*Larry Teahon, Chair  
Cap Peterson  
Rich Kunckel*

February 27, 2009

---

**LB 309 Progress Reports**

Priority: Financial Strength of the System

Goal: 3. Strengthen fiscal, environmental, technological and physical resources

Strategy: j. Maintain facilities and improve physical environment

---

Board policy 8050 requires the submission of progress reports on certain renovation/construction projects. The Colleges have submitted progress reports on their respective projects that are funded by the Building Renewal Task Force.

**LB 309 DEFERRED MAINTENANCE PROGRESS REPORT**  
**Chadron State College**

Report Period: July-December 2008

Meeting Date: 2/27/09

Project	Approval Date 1) LB 309 2) Board	LB 309 Allocation	College Contribution	Change Orders (+/-)	Total Project Cost	Prior Period Balance	Current Year		Current Balance	Status
							LB 309 Expenditures	College Expenditures		
26520-949-01 BU#6512T021 Heat Plant Replace Condensate Pumps (materials only)	1) 5/14/08	\$ 10,000.00	\$ -	\$ -	\$ 10,000.00	\$ 10,000.00	\$ 6,593.50	\$ -	\$ 3,406.50	Complete
26520-949-01 BU# 6512T017 Library Fire Sprinkler System	1)1/11/07	\$212,500.00	\$37,500.00	\$ -	\$250,000.00	\$ 136,425.00	\$ 204,209.96	\$ 36,037.04	\$ 8,290.04	In Progress
26520-949-01 BU#6512T015 Memorial Hall Chiller Tie-In	1) 11/22/06 2) 2/4/07	\$ 85,000.00	\$ 15,000.00	\$ 47,600.00	\$ 147,600.00	\$ 14,751.73	\$ 124,228.37	\$ 15,422.63	\$ 8,371.63	Complete
26520-949-01 BU#6512T014 Memorial Hall Roof Replacement	1) 11/22/06 2) 2/2/07	\$ 382,500.00	\$ 67,500.00	\$ -	\$ 450,000.00	\$ 86,524.57	\$ 301,177.43	\$ 61,602.95	\$ 81,322.57	Complete
26520-949-01 BU#6512T020 Miller Hall Window Replacement (LB1100)	1) 12/5/07	\$ 196,159.00	\$ -	\$ -	\$ 185,800.00	\$ 120,094.00	\$ 184,300.00	\$ -	\$ 11,859.00	Substantially Complete
26520-949-01 BU#6512T016 Nelson Physical Activity Center HVAC Controls (LB1100)	1) 11/22/06 2) 2/2/07	\$ 128,556.00	\$ -	\$ 60,963.00	\$ 189,519.00	\$ 118,834.60	\$ 145,179.30	\$ -	\$ 64,638.75	In Progress
26520-949-01 BU#6512T018 Nelson Physical Activity Center ADA Accessible Ramp	1) 4/9/07	\$ 20,400.00	\$ 3,600.00	\$ -	\$ 24,000.00	\$ 18,275.00	\$ 2,125.00	\$ 375.00	\$ 18,275.00	In Progress

**LB 309 DEFERRED MAINTENANCE PROGRESS REPORT**

Peru State College

Report Period: July - December 2008

Meeting Date: February 27, 2009

Project	Approval Date 1) LB 309 2) Board	Prior	Prior	Current FY	Change	Total	Current Year		Current	Current	Status	
		Year-end Balance 309	Year-end Balance PSC	LB 309 Allocation			College Contribution	Orders (+/-)	Project Cost	LB 309 Expenditures		College Expenditures
26520-949-03 BU#6512J063 AV Larson Design HVAC and Code Upgrades	1) 9/21/06 2) 11/16/06	\$6,800.03	\$200.00	\$0.00	\$0.00	-\$7,909.28	\$152,000.00	-\$1,109.25 credit for overpym	-\$195.75	\$0.00	\$0.00	Complete
26520-949-03 BU#6512J073 AV Larson HVAC/Codes Upgrade	1) 7/2/2007 2) 9/14/2007	\$241,982.35	\$42,703.00	\$0.00	\$0.00	-\$129,516.53	\$1,658,617.39	\$112,465.82	\$37,100.72	\$0.00	\$0.00	Complete
26520-949-03 BU#6512J075 AV Larson Roof Replacement Design 2007	1) 11/08/2007 2) 1/15/2008	\$5,515.69	\$973.35	\$0.00	\$0.00	\$0.00	\$20,000.00	\$3,051.33	\$538.48	\$2,464.36	\$434.87	In Progress
26520-949-03 BU#6512J078 AV Larson Roof Replacement - Area B & C	1) 3/24/2008 2) 6/6/2008	\$110,500.00	\$19,500.00	\$0.00	\$0.00	\$0.00	\$130,000.00	\$86,741.82	\$15,307.38	\$23,758.18	\$4,192.62	In Progress
26520-949-03 BU#6512J079 Administration Bldg Design Elevator Upgrade	1) 5/14/2008 2) 9/5/2008	\$8,500.00	\$1,500.00	\$0.00	\$0.00	\$0.00	\$0.00	\$0.00	\$0.00	\$8,500.00	\$1,500.00	In Progress
26520-949-03 BU# Fine Arts Building Upgrade Study	1) 1/8/2008 2) 3/28/2008	\$21,294.95	\$3,757.94	\$0.00	\$0.00	\$375.00 PSC sound study	\$36,000.00	\$19,620.08	\$4,091.26	\$1,674.87	\$41.68	In Progress
26520-949-03 BU#6512J067 Hoyt Science Building Roof Replacement	1) 11/22/2006 1) 2/2/2007	\$15,845.32	\$2,796.22	\$0.00	\$0.00	-\$9,998.71	\$90,000.00	\$5,846.61	\$1,031.75	\$0.00	\$0.00	Complete
26520-949-03 BU#6512J068 Theater Auditorium Roof Replacement	1) 11/22/2006 2) 2/2/2007	\$8,901.13	\$70.76	\$0.00	\$0.00	-\$2,080.05	\$90,000.00	\$6,821.08	\$1,203.72	\$0.00	\$0.00	Complete
26520-949-03 BU#6512J080 Theater Auditorium Replace Ceiling lighting (Materials)	1) 8/26/08 2) 11/14/2008	\$0.00	\$0.00	\$7,000.00	\$0.00	\$0.00	\$7,000.00	\$5,133.00	\$0.00	\$1,867.00	\$0.00	In Progress
26520-949-03 BU#6512J069 TJ Majors Fire Sprinkler System	1) 1/11/2007 2) 4/13/2007	\$305,718.62	\$53,201.60	\$0.00	\$0.00	-\$27,425.90	\$362,574.10	\$278,292.72	\$34,260.50	\$0.00	\$0.00	Complete
26520-949-03 BU#6512J064 Al Wheeler Center HVAC upgrade in AWAC Phase I (LB 1100)	1) 9/21/06 2) 11/16/06	\$0.00	\$0.00	\$0.00	\$0.00	\$0.00	\$136,761.00	\$0.00	\$0.00	\$0.00	\$0.00	Complete
26520-949-03 BU#6512J074 Al Wheeler Center HVAC upgrade in AWAC Phase II (LB1100)	1) 7/2/2007 2) 9/14/2007	\$28,968.20	\$0.00	\$0.00	\$0.00	\$0.00	\$0.00	\$28,968.20	\$0.00	\$0.00	\$0.00	Complete

Descriptions to be used in Status column of LB 309 Deferred Maintenance Progress Report  
 Funded - to be used when project has been funded but has not yet begun  
 In-Progress - to be used when project is still in process and when complete but payment is pending  
 Complete - to be used when project has been completed

**LB 309 DEFERRED MAINTENANCE PROGRESS REPORT**

Wayne State College

Report Period: July 1 - December 31, 2008

Date Prepared: January 13, 2009

Project	Approval Date 1) LB 309 2) Board	LB 309 Allocation	College Contribution	Chg Orders Current YR (+/-)	Total Project Cost	Prior Period Balance	Current Year		Current Balance	Status
							LB 309 Expenditures	College Expenditures		
6512N032 Carhart Science Building ADA Accessible Elevator	1) 12/09/03 2) 02/12/04	\$896,750.00	\$158,250.00	-\$39,874.32	\$1,015,125.68	\$39,874.32			\$0.00	Complete
6512N039 Carhart Science Building ADA Restroom Addition	1) 07/01/04 2) 09/17/04	\$994,500.00	\$175,500.00	-\$39,531.37	\$1,130,468.63	\$39,531.37	\$0.00	\$0.00	\$0.00	Complete
6512N076 Rice Auditorium ADA Elevator	1) 04/09/07 2) 06/07/07	\$150,000.00	\$150,000.00	\$0.00	\$300,000.00	\$266,650.70	\$83,745.50	\$83,745.50	\$99,159.70	In Progress
6512N081 Fine Arts Ph 1 - HVAC Upgrade	1) 07/12/07 2) 09/14/07	\$1,105,000.00	\$195,000.00	\$0.00	\$1,300,000.00	\$1,248,960.00	\$925,671.25	\$163,353.75	\$159,935.00	In Progress
6512N083 Carhart Science Building 3rd floor HVAC	1) 11/20/07 2) 01/15/08	\$799,000.00	\$141,000.00	\$940,000.00	\$1,880,000.00	\$940,000.00			\$1,880,000.00	In Progress
6512N084 Campus Services Steam Traps (Materials Only)	1) 02/13/08 2) 03/27/08	\$40,000.00	\$0.00	\$0.00	\$40,000.00	\$11,947.61	\$3,477.69		\$8,469.92	In Progress
6512N086 Rice Auditorium FLS Renovation (LB1100)	1) 07/01/08 2)	\$175,000.00	\$0.00	\$0.00	\$175,000.00	\$175,000.00	\$166,250.00		\$8,750.00	In Progress
6512N087 Humanities ADA Door Hardware	1) 12/29/08 2)	\$33,000.00	\$0.00	\$0.00	\$33,000.00	\$33,000.00	\$0.00		\$33,000.00	In Progress
6512N088 Conn Library Art Gallery Renovation Design	1) 12/29/08 2)	\$17,397.00	\$3,070.06	\$0.00	\$20,467.06	\$20,467.06	\$0.00		\$20,467.06	In Progress

\$4,210,647.00    \$822,820.06    \$860,594.31

\$1,179,144.44    \$247,099.25    \$2,209,781.68

Descriptions to be used in Status column of LB 309 Deferred Maintenance Progress Report

Funded - to be used when project has been funded but has not yet begun

In-Progress - to be used when project is still in process and when complete but payment is pending

Complete - to be used when project has been completed

**Fiscal and Facilities Committee**

*Larry Teahon, Chair*  
*Cap Peterson*  
*Rich Kunckel*

February 27, 2009

Grant Applications and Awards for Information Only

Chadron Applications

- Rural Mothers Coping Emotionally in Northwest Nebraska (American Psychological Foundation (American Psychological Association) -- \$7,250
- How Do Mothers Manage Behavioral Health in Northwest Nebraska? (Johnson and Johnson) -- \$75,000
- Phase 1: How Do Mothers Manage Behavioral Health in Northwest Nebraska? (Oprah's Angel Foundation) -- \$67,700

Wayne Applications

- Project L.I.F.E.: Literacy Is For Everyone, Part 3 (Nebraska Coordinating Commission for Postsecondary Education Improving Teacher Quality: State Grants Program) -- \$92,414
- RUI (Research at an Undergraduate Institution): An Ecological Guild Based Biodiversity Inventory and Survey of the Aquatic Non-biting Midges (Diptera: Chironomidae) of the Altai and Hangai Mountain Drainages, Mongolia (National Science Foundation) -- \$7,852

Wayne Awards

- NAS Student Presentations 2009 (The Nebraska Academy of Sciences) -- \$2,000

Priority: Financial Strength of the System

Goals: 3. Strengthen fiscal, environmental, technological and physical resources  
 5. Secure public and private funding sources

Strategies: f. Keep Board of Trustees informed on the financial status of the colleges and system  
 g. Continually find ways to stretch limited resources as far as possible

Board policy 6024 states that grant applications and awards that have, as part of the Agreement, an obligation to accept fiscal responsibility in future years, or which require maintenance of effort on the part of the college, require Board approval. Grant applications and awards not requiring maintenance of effort or an obligation to accept fiscal responsibility in future years are attached for information only.

**7.9.-2**

**NOTICE OF INTENT TO APPLY FOR, OR TO ACCEPT, AWARDS OF NON-STATE CONTRACTS OR GRANTS**

College: Chadron State College		Date: 1/26/2009
Notice of Intent:	Application: X	Accept Award:
Name of Program: Rural mothers coping emotionally in northwest Nebraska		
Funding Source: American Psychological Foundation (American Psychological Association)		
Amount Requested:	Amount Awarded: \$7250	Funding Period: One year unspecified
Closing Date for Application Submission: March 15, 2009		
When reporting Grant Award-- Has Grant Application been approved by the Board? No		Date Approved:
Does this grant include <b>Indirect Cost Funds</b> for the College's use?		Yes: <input type="checkbox"/> No: <input checked="" type="checkbox"/> X
Will this grant require <b>State Matching Funds</b> ?		Yes: <input type="checkbox"/> No: <input checked="" type="checkbox"/> X
Will this grant require <b>In-Kind Funds</b> ?		Yes: <input type="checkbox"/> No: <input checked="" type="checkbox"/> X
If yes, describe briefly (i.e., faculty release time, support personnel, use of office space, telephone, office supplies, etc.):		
Is <b>State Maintenance of Effort</b> or <b>Future Fiscal Responsibility</b> required?		Yes: <input type="checkbox"/> No: <input checked="" type="checkbox"/> X
Are there restrictions imposed by regulation on claiming indirect costs?		Yes: <input type="checkbox"/> No: <input checked="" type="checkbox"/> X
How many FTE positions will the grant fund?		0
How many of these are new positions?		0
<p>Briefly describe the purpose(s) of this application/award: Following pilot testing, Phase 1's interview-protocol generates extensive conversational narratives about behavioral health from Hispanic, Oglala Sioux, and Caucasian rural mothers. All participating mothers have earned no more than a high school diploma and live currently with one or more their own biological children younger than 19. Qualitative narrative analysis will identify response patterns for [1] knowledge about behavioral health; [2] local strategies to manage emotional wellbeing; [3] criteria to evaluate behavioral health; [4] roles of family and friends in maintaining behavioral health; and [5] the association of behavioral health and religion. This project is the first phase of a three-year behavioral health, field-based educational initiative. Phase 1 develops, refines, and utilizes the semi-structured protocol. Phase 2 (not part of this funding request) employs Phase 1's results to construct an interactive, computerized instructional program. The curricula will [1] expand knowledge of available resources; [2] review research-suggested indicators or self-monitoring behavioral health; [3] introduce additional criteria to select behavioral healthcare resources; [4] illustrate how others may affect their behavioral health and its management; and [5] describe alternate relationships between religion and mental health. Phase 3 (also not part of the funding request) combines Phase 1's protocol results with Phase 2's locally grounded instruction. Comparative multivariate analysis of field data calculates pre-/post-test change in attitudes, knowledge and behavioral health self-management practices. Phases 2 and 3 do not endorse or dismiss specific behavioral health resources. Objectively phrased, the instructional program presents additional knowledge, resources, skills, and encouragement to participating mothers to manage behavioral health in them and in their families more effectively.</p>		
Is this grant a continuation of a previous/existing grant?		Yes: <input type="checkbox"/> No: <input checked="" type="checkbox"/> X
If a continuation grant, describe the previous grant in terms of amount, funding period, and any differences in program:		
Has this grant application been previously denied?		Yes: <input type="checkbox"/> No: <input checked="" type="checkbox"/> X
If yes, please state the reason:		
Person responsible for the preparation of the application: William E. Roweton, PhD		
Administrator responsible for approving the application: Janie Park, PhD, President		



## NOTICE OF INTENT TO APPLY FOR, OR TO ACCEPT, AWARDS OF NON-STATE CONTRACTS OR GRANTS

College: Chadron State College		Date 1/23/2009	
Notice of Intent: X (pre-proposal requesting permission to submit an application)	Application:	Accept Award:	
Name of Program: How do mothers manage behavioral health in northwest Nebraska?			
Funding Source: Johnson and Johnson			
Amount Requested:	Amount Awarded: \$75,000 (estimated expenses; no budget detail provided in letter of intent)	Funding Period: One year unspecified	
Closing Date for Application Submission: Open.			
When reporting Grant Award-- Has Grant Application been approved by the Board? No		Date Approved:	
Does this grant include <b>Indirect Cost Funds</b> for the College's use?		Yes:	No: X
Will this grant require <b>State Matching Funds</b> ?		Yes:	No: X
Will this grant require <b>In-Kind Funds</b> ?		Yes:	No: X
If yes, describe briefly (i.e., faculty release time, support personnel, use of office space, telephone, office supplies, etc.):			
Is <b>State Maintenance of Effort</b> or <b>Future Fiscal Responsibility</b> required?		Yes:	No: X
Are there restrictions imposed by regulation on claiming indirect costs?		Yes:	No: X
How many FTE positions will the grant fund?		0	
How many of these are new positions?		0	
Briefly describe the purpose(s) of this application/award: This is a pre-proposal to the Pioneer grant initiative sponsored by Johnson and Johnson. In it, I propose to prepare a detailed application for Phase 1 of a three-year behavioral healthcare educational initiative. Phase 1 develops, statistically refines, and employs a semi-structure, open interview protocol with a stratified random sample of Hispanic, Native American, and Caucasian mothers living in northwest Nebraska. From the narratives, Phase 1 develops an axial coding scheme along five dimensions: [1] knowledge of local behavioral healthcare resources; [2] criteria to evaluate resources; [3] self-management strategies to maintain behavioral health; [4] the role of social support networks; and [5] religious beliefs as they relate to behavioral health attitudes, knowledge, and self-management.			
Is this grant a continuation of a previous/existing grant?		Yes:	No: X
If a continuation grant, describe the previous grant in terms of amount, funding period, and any differences in program:			
Has this grant application been previously denied?		Yes:	No: X
If yes, please state the reason:			
Person responsible for the preparation of the application: William E. Roweton, PhD			
Administrator responsible for approving the application: Janie Park, PhD, President			

7.9.-4

NOTICE OF INTENT TO APPLY FOR, OR TO ACCEPT, AWARDS OF NON-STATE CONTRACTS OR GRANTS

College: Chadron State College		Date 1/26/2009	
Notice of Intent: X (pre- proposal requesting permission to submit an application)	Application:	Accept Award:	
Name of Program: Phase 1: How do mothers manage behavioral health in northwest Nebraska?			
Funding Source: Oprah's Angel Foundation			
Amount Requested:	Amount Awarded: \$67,700 (estimated expenses)	Funding Period: One year unspecified	
Closing Date for Application Submission: Open.			
When reporting Grant Award-- Has Grant Application been approved by the Board? No		Date Approved:	
Does this grant include <b>Indirect Cost Funds</b> for the College's use?		Yes:	No: X
Will this grant require <b>State Matching Funds</b> ?		Yes:	No: X
Will this grant require <b>In-Kind Funds</b> ?		Yes:	No: X
If yes, describe briefly (i.e., faculty release time, support personnel, use of office space, telephone, office supplies, etc.):			
Is <b>State Maintenance of Effort</b> or <b>Future Fiscal Responsibility</b> required?		Yes:	No: X
Are there restrictions imposed by regulation on claiming indirect costs?		Yes:	No: X
How many FTE positions will the grant fund?		0	
How many of these are new positions?		0	
Briefly describe the purpose(s) of this application/award: In this letter of inquiry, I propose to prepare a detailed application for Phase 1 of a three-year behavioral healthcare educational initiative. Phase 1 develops, statistically refines, and employs a semi-structure, open interview protocol with a stratified random sample of Hispanic, Native American, and Caucasian mothers living in northwest Nebraska. From the narratives, Phase 1 develops a coding scheme along five dimensions: [1] knowledge of local behavioral healthcare resources; [2] criteria to evaluate resources; [3] self-management strategies to maintain behavioral health; [4] the role of social support networks; and [5] religious beliefs as they relate to behavioral health attitudes, knowledge, and self-management.			
Is this grant a continuation of a previous/existing grant?		Yes:	No: X
If a continuation grant, describe the previous grant in terms of amount, funding period, and any differences in program:			
Has this grant application been previously denied?		Yes:	No: X
If yes, please state the reason:			
Person responsible for the preparation of the application: William E. Roweton, PhD			
Administrator responsible for approving the application: Janie Park, PhD, President			

## NOTICE OF INTENT TO APPLY FOR, OR TO ACCEPT, AWARDS OF NON-STATE CONTRACTS OR GRANTS

College: Wayne State College		Date: February 27, 2009	
Notice of Intent	Application: X	Accept Award:	
Name of Program: Project L.I.F.E.: Literacy Is For Everyone, Part 3			
Funding Source: Nebraska Coordinating Commission for Postsecondary Education Improving Teacher Quality: State Grants Program			
Amount Requested: \$92,414	Amount Awarded:	Funding Period: 02/20/09-07/31/10	
Closing Date for Application Submission:			
When reporting Grant Award-- Has Grant Application been approved by the Board?		Date Approved:	
Does this grant include <b>Indirect Cost Funds</b> for the Colleges use?		Yes:	No: X
Will this grant require <b>State Matching Funds</b> ?		Yes:	No: X
If yes, indicate dollar amount and specific uses of funds (i.e., salaries, honorariums, travel, office supplies, phone, postage, space rental, equipment, etc.):			
Will this grant require <b>In-Kind Funds</b> ?		Yes: X	No:
If yes, describe briefly (i.e., faculty release time, support personnel, use of office space, telephone, office supplies, etc.): In-kind support by Wayne State College includes use of the college's facilities and equipment as well as the time commitment of several faculty and staff.			
Is <b>State Maintenance of Effort</b> or <b>Future Fiscal Responsibility</b> required?		Yes:	No: X
Are there restrictions imposed by regulation on claiming indirect costs?		Yes:	No: X
How many FTE positions will the grant fund?		FTE: 0.00	
How many of these are new positions?		New FTE: 0.00	
Briefly describe the purpose(s) of this application/award: This proposal by ESU 1, with Wayne State College serving as the higher education in-kind partner, requests funds for middle school teacher stipends, meals and training materials/resources as well as substitute teacher salaries/benefits and consultant fees. The goal of Project L.I.F.E. was to improve the content knowledge of middle level teachers (grades 5-8) in analyzing nonfiction text as well as using comprehension and questioning strategies to enable their students to become successful readers and meet Nebraska reading standards. Project L.I.F.E. Part 2 was to expand that training to include vocabulary strategies. This proposal Part 3 will expand current training to include writing strategies.			
Is this grant a continuation of a previous/existing grant?		Yes:	No: X
If a continuation grant, describe the previous grant in terms of amount, funding period, and any differences in program: While technically not a continuation of a previous grant, Project L.I.F.E., Part 3 builds upon previously awarded grants, Project L.I.F.E. and L.I.F.E., Part 2.			
Has this grant application been previously denied?		Yes:	No: X
If yes, please state the reason:			
Person responsible for the preparation of the application: Amy Hill, ESU 1 Professional Development Coordinator			
Administrator responsible for approving the application: Beth Kroger, Administration and Finance			

## 7.9.-6

## NOTICE OF INTENT TO APPLY FOR, OR TO ACCEPT, AWARDS OF NON-STATE CONTRACTS OR GRANTS

College: Wayne State College		Date: February 27, 2009
Notice of Intent	Application: X	Accept Award:
Name of Program: RUI (Research at an Undergraduate Institution): An Ecological Guild-Based Biodiversity Inventory and Survey of the Aquatic Non-biting Midges (Diptera: Chironomidae) of the Altai and Hangai Mountain Drainages, Mongolia		
Funding Source: National Science Foundation		
Amount Requested: \$7,852 (supplemental)	Amount Awarded:	Funding Period: 05/01/09-08/01/09
Closing Date for Application Submission: 02/01/09		
When reporting Grant Award-- Has Grant Application been approved by the Board No		Date Approved:
Does this grant include <b>Indirect Cost Funds</b> for the College's use?		Yes: X No:
Will this grant require <b>State Matching Funds</b> ?		Yes: No: X
If yes, indicate dollar amount and specific uses of funds (i.e., salaries, honorariums, travel, office supplies, phone, postage, space rental, equipment, etc.): Indirect costs include salaries and fringe benefits.		
Will this grant require <b>In-Kind Funds</b> ?		Yes: No: X
If yes, describe briefly (i.e., faculty release time, support personnel, use of office space, telephone, office supplies, etc.):		
Is <b>State Maintenance of Effort</b> or <b>Future Fiscal Responsibility</b> required?		Yes: No: X
Are there restrictions imposed by regulation on claiming indirect costs?		Yes: X No:
How many FTE positions will the grant fund?		FTE: 0.10
How many of these are new positions?		New FTE: 0.10
Briefly describe the purpose(s) of this application/award This supplemental request will provide student wages, travel expenses and supplies for the summer of 2009. The initial grant did not include funding for a student worker to assist Dr. Hayford in Mongolia during the summer of 2009.		
Is this grant a continuation of a previous/existing grant?		Yes: No: X
If a continuation grant, describe the previous grant in terms of amount, funding period, and any differences in program: This is a supplemental request to a \$110,476 - three year grant awarded to Dr. Hayford. This request will allow Dr. Hayford to take a student worker to assist her during the summer of 2009. The initial grant awarded provides for two student workers during the summer of 2010 and 2011.		
Has this grant application been previously denied?		Yes: No: X
If yes, please state the reason:		
Person responsible for the preparation of the application: Dr. Barbara Hayford, Asst. Professor, Life Sciences		
Administrator responsible for approving the application: Beth Kroger, Administration and Finance		

## NOTICE OF INTENT TO APPLY FOR, OR TO ACCEPT, AWARDS OF NON-STATE CONTRACTS OR GRANTS

College: Wayne State College		Date: February 27, 2009
Notice of Intent	Application:	Accept Award: X
Name of Program: NAS Student Presentations 2009		
Funding Source: The Nebraska Academy of Sciences		
Amount Requested: \$2,000	Amount Awarded: \$2,000	Funding Period: 11/08-05/09
Closing Date for Application Submission: 10/31/08		
When reporting Grant Award-- Has Grant Application been approved by the Board? Yes		Date Approved: 01/13/09
Does this grant include <b>Indirect Cost Funds</b> for the College's use?		Yes:      No: X
Will this grant require <b>State Matching Funds</b> ?		Yes:      No: X
If yes, indicate dollar amount and specific uses of funds (i.e., salaries, honorariums, travel, office supplies, phone, postage, space rental, equipment, etc.):		
Will this grant require <b>In-Kind Funds</b> ?		Yes:      No: X
If yes, describe briefly (i.e., faculty release time, support personnel, use of office space, telephone, office supplies, etc.):		
Is <b>State Maintenance of Effort</b> or <b>Future Fiscal Responsibility</b> required?		Yes:      No: X
Are there restrictions imposed by regulation on claiming indirect costs?		Yes:      No: X
How many FTE positions will the grant fund?		FTE: 0
How many of these are new positions?		New FTE: 0
Briefly describe the purpose(s) of this application/award: This award will provide funding for attendance at the spring NAS meeting by students and faculty. It will assist with travel expenses.		
Is this grant a continuation of a previous/existing grant?		Yes:      No: X
If a continuation grant, describe the previous grant in terms of amount, funding period, and any differences in program:		
Has this grant application been previously denied?		Yes:      No: X
If yes, please state the reason:		
Person responsible for the preparation of the application: Dr. David Peitz, Professor, Physical Sciences & Math Department		
Administrator responsible for approving the application: Beth Kroger, Vice President, Administration and Finance		

**Fiscal and Facilities Committee**

*Larry Teahon, Chair*  
*Cap Peterson*  
*Rich Kunckel*

February 27, 2009

### Contracts for Information Only

Priority: Financial Strength of the System

Goal: 3. Strengthen fiscal, environmental, technological and physical resources

Strategy: j. Maintain facilities and improve physical environment

Board policies 7015 and 8065 require that the colleges report the following contract awards and change orders to the Board as information.

**CONTRACTS** – 1) construction contracts for less than \$100,000; b) architect/engineer fees of less than \$55,000; c) consultant contracts for less than \$50,000 (between \$25,000 and \$50,000 must have Chancellor's approval); and d) exempt contracts exceeding \$25,000.

<b>Peru State College</b>	
Location on Campus:	President's House
Contracted Work:	Replace gutters, downspouts, soffit and fascia
Contract Amount:	\$13,980
Fund Source:	Cash
Contractor:	Laramie Construction
Location on Campus:	Jindra Fine Arts Building Code Upgrade Project
Contracted Work:	Professional Services
Contract Amount:	TBD (Chancellor authorized to sign 1/13/09)
Fund Source:	LB 1100
Contractor:	Jackson Jackson and Associates

7.10.-2

<b>Wayne State College</b>	
Location on Campus: Contracted Work: Contract Amount: Fund Source: Contractor:	College Center at South Sioux City Professional Services for College Store Design \$1,150 State Appropriation/NECC/Private Fundraising Beringer Ciaccio Dennell Mabrey, Omaha, NE
Location on Campus: Contracted Work: Contract Amount: Fund Source: Contractor:	Carhart Science Building Pre Construction Services – Phase I \$9,000 LB 309/Private Fundraising/LB 605/Cash Beckenhauer Construction, Norfolk, NE
Location on Campus: Contracted Work: Contract Amount: Fund Source: Contractor:	Rice Stadium Construction Services – Installation of Laundry Cabinets \$5,147.99 LB 605 Altona Finishing, Inc., Wayne, NE
Location on Campus: Contracted Work: Contract Amount: Fund Source: Contractor:	Carhart Science Building Professional Services \$365,000 (Chancellor authorized to sign 1/13/09) LB 309/Private Fundraising/LB 605/Cash The Clark Enersen Partners, Lincoln, NE
Location on Campus: Contracted Work: Contract Amount: Fund Source: Contractor:	Rice Stadium Construction Services – Furnish & Install Carpet in Locker Room \$858 LB 605 Complete Floors, Norfolk, NE

## Chancellor's Report

### 1. Budget Update

#### Biennium Budget Request

As included in the board materials, the Governor recommended a 1% increase for all sectors of higher education for each year of the biennium. We will present our budget proposals to the appropriations committee at our hearing which is scheduled for March 2. We are hopeful that the legislature may see the way to provide us more than the Governor recommended. Reality, however may dictate otherwise. The Colleges and the system office continue through budget reducing exercises based on various scenarios.

#### Deficit Request

The NSCS deficit request included a request to transfer \$83,000 from our final state appropriation toward debt service payments on LB1 to LB1100 instead. The Governor has recommended this transfer.

In addition, in partnership with the University there was a deficit request for an additional \$11,461,493 (of which \$1,200,000 is the NSCS share) as one-time costs related to the NeSIS project. The Governor did not recommend any additional funding for the project. As with the biennium budget request above, we will present our case for this funding at our scheduled hearing with the appropriations committee on March 2.

### 2. NeSIS/SAP Update

#### NeSIS

As you are well aware, the NSCS and NU are working together to implement and operate a new common Student Information System. The project is now in the training stage and consequently NSCS staff are spending a great deal of time in Lincoln.

The project, led by Vice Chancellor Hoffman, requires that we continuously try to balance the wide range of system and campus interests while at the same time implementing the project on-time and on-budget. The Charter for the NeSIS project has the following objectives.

- 1) To adequately address college needs
- 2) To provide increased capacity for data collection, analysis, reporting and decision making at all levels
- 3) To be cost effective
- 4) To identify and adopt commonalities of data and business process within and across the two systems where feasible and reasonable and supports the unique mission of the individual campuses.
- 5) To be on time and on budget
- 6) To foster inter-institutional cooperation, collaboration and collegiality



## 8.1.-2

The 5625 South 'O' Street Facility functions as the Project Management Office with:

- 60 seat training room
- High-speed internet wireless access for project participants
- Twelve 'break-out session' rooms with remote connection capabilities
- On-site Technical and Administrative support
  - adequate free parking
- CedarCrestone has provided 11 on-site CedarCrestone consultants with additional off-site support

Ten weeks of Interactive Design Prototyping (IDP) have been completed. IDP is the process whereby NSCS/NU functional and technical leaders learn the functionality of the PeopleSoft Campus Solution product, then configure a prototype system for testing and deployment. 'Academic Structure' IDP's have been completed, resulting in common definitions for Institutions, Student Records, Term Codes, etc. 'Campus Community' IDP's have been completed. These define biographic and demographic elements, such as residency, honors, athletics, etc.

### SAP

SAP remains on an aggressive implementation schedule with an anticipated July 1 "go-live" date. Up to this point, the process has included project preparation, analysis of campus requirements, and design of elements (e.g.: business process; data structure; data conversion; security; and technical support). The next six months will focus on data conversion, content, reporting, interfaces, testing, and training.

At the completion of training, which is scheduled for February 24-26, the SAP project will be approximately at its midpoint. There is still a lot of work ahead.

### 3. Legislative Update

We are monitoring several bills closely this year. A few key bills include LB103 which would increase the Coordinating Commission for Postsecondary Education review thresholds for Capital Construction Projects. LB103 was a coordinated effort among the University, NSCS, and the Community Colleges. LB 14 would require a tuition waiver for combat-injured veterans and LB206 would require tuition and fee waivers for fire and police officers killed in the line of duty. LB34 would require the use of the E-verify system for all NSCS employees and contractors. Several bills were introduced that would provide additional funding to private institutions, some at the expense of public higher education, especially related to the NSG (state funds awarded based on need). We are monitoring these closely.

In addition, there are bills related to exempting college textbooks from sales tax, changing the age of majority to eighteen, prohibit firearms at colleges, and another that proposes to eliminate all sales tax exemptions (which could include the exemptions granted the Colleges).

### 8.1.-3

The NSCS has testified at a couple of hearings to-date and will likely testify at several hearings scheduled for early March. Our lobbyists monitor legislative activity closely on our behalf and keep us well-informed. If you are interested in a more complete list of bills we are monitoring, don't hesitate to contact me.

#### 4. Impact of New Affirmative Action Law on Scholarships

Initiative 424 has prompted system and college personnel to examine not only the recipient designations for scholarships but also the process by which scholarships are awarded. Vice Chancellor for Academic and Student Affairs Korinne Tande and College personnel are working to address these issues. In some instances, the recipient designation will be changed and in other cases, the foundations will take over the process from the colleges.

In a document prepared for the colleges by Dr. Tande, the following was offered to guide their work in the area of scholarships: Private, non-College organizations remain free to support such activities as are legally available to them, including scholarship aid and outreach efforts targeted to underrepresented minority students. College involvement with such private efforts must be limited. The College may provide assistance – such as information, incidental logistical support and access to campus facilities – to private organizations that target efforts on the basis of race, sex, color, ethnicity or national origin if (1) information is provided on a non-discriminatory basis (that is, similar private organizations are eligible for similar assistance regardless of the race or gender of the groups the private organizations serve); (2) the College does not control or administer the private organization; and (3) the College is not involved in choosing recipients of the organization's benefits. The Colleges may not designate a recipient of a scholarship if limited to a particular race, sex, color, ethnicity or national origin.

#### 5. Legislatively Directed Initiatives (LDI) & American Recovery & Reinvestment Act (ARRA)

##### LDI

Three applications for “legislatively directed initiatives” were submitted to Senator Ben Nelson’s office on Friday, February 13, 2009. The proposals included one from Wayne, one from Chadron, and one from the System Office. Keep in mind that Senator Nelson had the early due date for requests, but additional proposals are being developed to submit to other Nebraska legislators.

A brief description of each follows:

Wayne State College: the College Center at South Sioux City Center Initiative. Total dollars requested were \$3,000,000

Purpose: To adequately address the higher education and workforce development needs of Dakota and Thurston Counties, Nebraska higher education institutions, Wayne State College and Northeast Community College, request \$1,500,000 to purchase distance learning, nursing/health/science lab technology and equipment, business and industry training technology, and general classroom technology; and \$1,500,000 for

#### 8.1.-4

development and construction costs associated with the College Center at South Sioux City, Nebraska.

Chadron State College: Chadron State College Rangeland Agriculture Center and Pavilion Renewable Energy Demonstration Initiative. Total dollars requested were \$750,000 for the following:

- a. \$100,000 for Renewable Energy Schematic Design
- b. \$650,000 for Wind Generation Equipment, Solar Energy System Equipment, and Geothermal Equipment

Purpose: \$750,000 to Chadron State College in Chadron, Nebraska for design and purchase of a demonstration renewable energy system for the Rangeland Agriculture Center and Pavilion.

Nebraska State College System: Nebraska State College System Safe and Secure Campus Preparedness Initiative. Total dollars requested \$2,240,080 for security equipment, installation, and training.

Purpose of the Nebraska State College System Safe and Secure Campus Preparedness Initiative is to enhance the current emergency and safety capabilities and infrastructure at each of the Systems' three public colleges in Nebraska in order to provide additional public safety and emergency preparedness. Security and emergency response preparedness at all government-owned facilities to assure public safety is an expectation of taxpayers.

#### ARRA

As you all know, Congress passed a stimulus package, which was recently signed by President Obama, aimed at improving the economic downturn facing the country. Initially, the plan appeared to provide specific relief aimed at higher education for each state. It now appears that much of the relief for higher education can be found in areas for which we will have to compete with government agencies, K-12 education, and other private and public higher education institutions in the state. Several state college projects have been identified for possible funding requests including the renovation of Carhart (at Wayne), Armstrong renovation and addition (at Chadron), and the biomass energy project (at Peru.) Other ideas include sidewalks and street improvements, food preparation areas, sprinkler systems, distance learning infrastructure, and a communications center. College personnel and system office staff members continue their work at developing the proposals to ensure that when the proposal frameworks are identified, we will be ready.

**Chadron State College  
President's Report  
February 2009**

**Research and Applied Projects**

This President's Report highlights research and applied projects involving Chadron State students and faculty. The experiences reported here are examples of projects that enhance student learning and provide practical, work related experience for Chadron State students.

**Wildlife Research at Chadron State**

On January 15<sup>th</sup> the Nebraska Game and Parks Commission (NGPC) notified Dr. Teresa Zimmerman, a CSC wildlife management faculty member, that CSC's request for a mountain lion specimen was approved. It is very rare for mountain lion specimens to be provided to a college for students to study. The specimen received was a 97 pound resident female that had been harvested approximately 8 miles southwest of Chadron during the 2008 Deer Firearm Season. The mountain lion was delivered to the college on the evening of January 26<sup>th</sup> for the Wildlife Practicum course. Students, under the direction of Dr. Zimmerman, collected basic data and aged the lion at 2 years based on tooth eruption and wear, and pelage characteristics. In agreement with the NGPC, a full necropsy of the mountain lion will be performed by students in the Wildlife Management Minor under the Range Management and Biology programs. During necropsy students will determine nutritional condition, reproductive status, diet, and endoparasite prevalence. Collected parasites will be preserved and utilized as a teaching collection for future Parasitology and Wildlife Disease courses. The diet of the mountain lion will be determined by guard hair identification and the skeleton will be reassembled by students enrolled in the Mammalogy course. Thanks to a generous donation from the Weedon Trust, a full body mount of the mountain lion will be erected.

In addition to the mountain lion, one red fox and three swift fox specimens have been donated to CSC by Badlands National Park. The carcasses of the foxes will be utilized in the same manner as the mountain lion, providing an invaluable learning tool for students in the Applied Sciences and Biology Departments. The Weedon Trust has also donated funding to have full body mounts of these erected. The mounts of the mountain lion, swift fox, and red fox will be an excellent complement to the bighorn sheep just recently completed for CSC. The mounted specimens, along with the assembled skeletons, will be utilized in Wildlife, Range, and Biology courses taught at CSC and will be useful teaching tools for community outreach, and testing tools during scholastic day. These specimens will honor some of the fauna native to northwest Nebraska.

The Applied Science and Biology Department has recently received approval by the NGPC, the U.S. Forest Service (USFS), and the Nebraska Department of Transportation to conduct scent track surveys for swift fox, an endangered species in Nebraska. The surveys will be conducted twice each semester from 2009 to 2011 by the students in the Wildlife Practicum, Introduction to Wildlife Management, Rangeland Wildlife, and Wildlife Research and Management Techniques courses. Scent track surveys are a simple and inexpensive way to document presence/absence of a wide array of species, including swift fox. The major items (e.g., sand and vegetable oil) needed to conduct these surveys have been donated by the NGPC and the USFS. The data collected by students will aid these state and federal agencies in their conservation and restoration efforts of this species throughout its range in the northern Great Plains.

This data will also be useful to other state and federal agencies and non-government organizations including the National Park Service, the South Dakota Department of Game, Fish and Parks, and the Swift Fox Conservation Society.



### **Special Project on Designing and Implementing Effective Health Messages**

During the fall of 2007, students enrolled in Dr. Kathleen Kirsch's Health Communication class were given the opportunity to work with Dr. Jay Sutcliffe, Assistant Professor of Applied Sciences and Dr. William Roweton, Director of Sponsored Research, to develop promotional materials for the American College Health Association/National College Health Association (ACHA/NCHA) Survey

Students developed a plan for publicizing the ACHA/NCHA survey on the CSC campus. This project focused on an aspect of Health Communication regarding Designing and Implementing Effective Health Messages.

Students worked on the following materials:

- Posters to publicize the survey launch on campus
- Table tents for the library and Student Center to publicize the survey and prizes offered
- Mailbox stuffers for 840 students in the residence halls to remind them of the survey
- Content for emails to ask for student participation/reminder emails to get students to fill out the survey

The students were successful in their efforts to recruit participants. Usually the national survey distributed electronically has a 20% return rate and the efforts of the Health Communication class helped CSC achieve 31% return rate. Students were excited to see the data that was compiled by the ACHA/NCHA organization and then sent as aggregated data to Chadron State.

This was a project like one that students might experience in the workplace. The following quotation from a student enrolled in the course sums up the value: "This experience helped me understand health communications in a whole new way. I suppose I did not give very much thought to it before, but it is relevant in everyone's life. I think all the promotional ideas stated [in the survey] are important to health communications, because it is exactly what you would do/use to get the information to the public. It is critical to any campaign to have professional, eye-catching, and informational advertising materials."

### **Encouraging Healthy Student CHOICES Grant**

Last summer, the National Collegiate Athletic Association (NCAA) awarded Chadron State a three-year, \$30,000 alcohol education CHOICES grant to integrate athletics into campus programs to reduce alcohol abuse. The grant supports art, media, and informational programs about alcohol's effects on health and wellness. For example, this spring's media project will be to video tape a mock college party, the arrival of the local police who will make two minor in possession (MIP) arrests and the court trial that follows. All actors and scenes are local. The video project represents collaboration among faculty from the Justice Studies program, some of their students, Chadron's police chief, three uniformed officers, and five student-actors. Video segments will be placed on a public web site to stimulate CSC campus discussion. In late January, 2009, Dr. Bill Roweton, the project director, Ms. Amy Spruiell, CSC's volleyball coach, and one student athlete attended CHOICES APPLE conference in Charlottesville, Virginia. The CSC CHOICES team joined other NCAA colleges currently participating in this program. Participants at this two-day meeting shared experiences, strategies, and enthusiasm.

**Peru State College  
President's Report  
February 2009**

**Evolving Marketing Philosophy**

A new marketing philosophy has emerged at Peru State College over the course of the past three years that is helping the institution succeed in an increasingly dynamic, global marketplace. While we have discussed our ideas and initiatives with the Board in the past, we haven't really offered an explanation of how we arrived at our conclusions – until now.

As Nebraska's oldest higher education institution, most people would probably expect to find PSC a static environment steeped in tradition in every facet of its operation, but nothing could be further from the truth. We certainly value the traditions of the institution, but we also hold in very high esteem innovation and creativity, encouraging it in all facets of our business. Why? Because the administration, faculty and staff at PSC recognize that higher education institutions must be willing to change and evolve to be competitive and to meet the needs of changing demographics. We must also employ innovative processes to make the college distinct and cutting-edge.

We have taken our mission seriously. To begin, the administration implemented new, innovative programs, including our Master of Science in Organizational Management, a flexible 2+2+1 class schedule and the unique High School to College Transition Program. We also became a leader in online education and began offering life experience credit. While these programmatic changes were definitely a step in the right direction, we needed to change the way we marketed these new, innovative programs since we believe traditional methods are having a tougher time penetrating the communications "haze" formed by the increased activity of the competition. Attached on the sheet labeled "Three and a Tree Ads" are some of our old print ads.

The biggest problem with our old ads was they were not attracting attention and were not memorable. We know that consumers are bombarded with more messages and are becoming more sophisticated in terms of their information needs, which means we need to get to the point even faster. Additionally, we needed to touch more on our competitive advantage to be distinctive and stand out from the crowd. We also needed to reevaluate the mediums we were using to advertise. After all, running an enormous amount of radio ads in the surrounding area is tantamount to putting up a campaign sign in your own backyard. Those are the people who already know we are here and the advantages we can offer them as they pursue a college degree. We needed to reach new audiences, so we segmented our markets and reevaluated our targeting strategy to focus more on transfers, adults and online learners.

Before we could proceed, however, we had to ask ourselves the most important question – what is our competitive advantage? In other words, what sets us apart from our competitors, and what are our markets most interested in? The answers to those questions, affordability, flexibility and experience (both in terms of our credentials and our unique learning community), became the central focus of our new campaign. The results of our efforts are shown in the attached document labeled "Do It Online Series."

While it certainly has a simple look, the "Do It Online" campaign did not come easily or overnight. It was a long process that involved at least three months of brainstorming, discussions, mock-ups, and revisions in just the marketing department alone. The ideas that emerged then went through various rounds of revision and approval by a variety of campus stakeholders.

What emerged from those sessions was a successful, award-winning campaign that ran for two years, winning a Bronze Award from CASE District VI for Excellence in Advertising – Print Ad Series for 2006-07. The department also won an American In-House Design Award in 2006 for the college's series of admissions brochures aimed at student recruitment. During the time period from fall 2005 through fall 2008, enrollment increased roughly 17.6 percent, from 1,959 students before the new campaigns began to 2,305 students today.

The marketing department chose to run the ads in different mediums than in the past, including movie theatres, community college student newspapers, high school student newspapers, military base newspapers, magazines and specific trade publications. The idea was to obtain maximum exposure in the most cost-effective way possible. We stuck with that model with the most recent ad campaign we launched just a few months ago, focusing even more on the consumer decision-making process during our brainstorming. You can see some of the ads on the attached document labeled "The Word Series." Part of the overall effort also involved developing a Web site with information designed to support our latest campaign.

We are also quite proud of the fact that everything Peru State College produces in terms of marketing and public affairs is done in-house, from ideas to execution, on a budget of around \$100,000. Three individuals are responsible for all of the printed and electronic materials that come out of the college, including brochures, ads, news releases, Web site, mailings, special events, athletic media guides, posters – you name it. We are fortunate to have talented, dedicated, hard-working individuals giving their best for the good of this institution.



## Three and a Tree ads



Deciding to attend Peru State was a great decision for me because it has opened up so many opportunities. Being a student-athlete can be very hectic. However, I am still able to participate in many activities, get involved on campus, and succeed in the classroom thanks to the great faculty and their commitment to my success. This is one of the friendliest colleges in Nebraska.

**Jennifer Epting**  
Accounting/CMIS/  
Human Performance and  
Systems Management  
Class of 2008  
North Platte, NE

Find out why Jennifer and so many others are choosing PSC at [www.peru.edu](http://www.peru.edu)

 **Peru State College**  
Member Institution of the Nebraska State College System

A few reasons why  
**Peru State College is *The Right Place, Right Now!***

- **6 New Online Undergraduate Degrees!** – Only \$114 per credit hour.
- **A New Online Masters Degree!** – Only \$143 per credit hour.
- **Early Entry dual credit program** for high school students with **50% off Tuition!**
- **Affordable** – Low Tuition, High Value!  
Financial Aid available to those who qualify.
- **Convenient Schedules** – on campus and online.
- **Accelerated 8 week courses** to suit your career goals.
- **Newly-Remodeled Facilities.**
- **Online Certificates of Achievement** in accounting, human resources, management, writing and more.
- **Locations in Peru, Offutt AFB Area, Lincoln and the internet!**

Contact us today to see what Peru State College can do for you...

Reach the Office of Admissions at Peru State College:  
Toll Free 800-742-4412 (option 1) • Local Calls: 402-872-2221  
On the web at: [www.peru.edu](http://www.peru.edu) • E-mail: [admissions@oakmail.peru.edu](mailto:admissions@oakmail.peru.edu)

 **Peru State College**  
Member Institution of the Nebraska State College System

Accredited by The Higher Learning Commission of the North Central Association of Colleges and Schools, continuing accreditation by the National Council for Accreditation of Teacher Education, full membership in the American Association of Colleges for Teacher Education and the American Council on Education.

Nebraska's First and Finest College, Established in 1867

**We give credit where credit is due...**  
*Earn credit for life experiences & credit for going back to school to earn a Bachelors degree!*

At Peru State College you can take the credit you have earned at WITCC and use it toward a Bachelors degree. Our generous transfer policy makes it easy!

In addition to several degree programs offered on campus, we also have six Bachelors degrees that are available entirely online, including:

- B.A.S. in Management
- B.S. in Management
- B.S. in Marketing
- B.S. in Psychology
- B.S. in Criminal Justice
- B.A. Liberal Arts

Iowa residents now qualify for a reduced rate on our already affordable out of state tuition!

 **Peru State College**  
Member Institution of the Nebraska State College System

For more information on these and other programs contact the Office of Admissions at:  
[www.peru.edu](http://www.peru.edu) or 1-800-742-4412


**Take your education further...**

**Affordable Tuition**  
Financial Aid available for those who qualify


**Convenient Schedules**  
No classes on Fridays

**Bachelor's degree programs**  
in areas like teacher education, arts and sciences, pre-professional and professional studies

**Master's degree programs**  
in education and business



[www.peru.edu](http://www.peru.edu)  
**1-800-742-4412**

 **Peru State College**

Do it online series

**Sometimes it takes more than a haircut to get a good job.**



Get your degree or take a course online @ Peru State. With our 8-week accelerated online undergraduate courses, which are only \$157 per credit hour, you'll save plenty of time and money for a good stylist.

Peru State College

For course lists and more info visit:  
[www.peru.edu/doitonline](http://www.peru.edu/doitonline)

Nebraska's First and Fastest Growing College • Established in 1867 • Peru, Nebraska • Member Institution of the Nebraska State College System

**That's just how I roll!**



I'm ready to finish my education so I can be the big kahuna. With Peru State's convenient online programs and accelerated 8-week online courses, I'll get there even faster. And @ only \$157 per credit hour for undergraduate courses I'll save me some Benjamins. Yeah, that's how I roll.

Peru State College  
For course lists and more info visit:  
[www.peru.edu/doitonline](http://www.peru.edu/doitonline)

Nebraska's First and Fastest Growing College • Established in 1867 • Peru, Nebraska • Member Institution of the Nebraska State College System

**Didn't your mother teach you to finish what you start?**



Get your bachelors or masters degree faster online with our 8-week accelerated courses for only \$157 per credit hour for undergraduate courses and \$196.25 for graduate courses. That's not a typo. **Earn your degree @ Peru State.**

Peru State College  
For course lists and more info visit:  
[www.peru.edu/doitonline](http://www.peru.edu/doitonline)

Nebraska's First and Fastest Growing College • Established in 1867 • Peru, Nebraska • Member Institution of the Nebraska State College System

## The word series



Word of the day...

# FANphoria

**Fan • pho • ria (fan-fôr-ee) Slang.** Feelings experienced when attending a Bobcat sporting event. Described as elation due to the emotions associated with being a hard-core Bobcat fan. Involves the fine art of KISS-style face painting for athletic competitions, ownership of numerous blue shirts and devotion to the Bobcat Nation.

Peru State College

find out more at  
[www.peru.edu/theword](http://www.peru.edu/theword)

Nebraska's First College • Established in 1867 • Peru, Nebraska • Member Institution of the Nebraska State College System



Word of the day...

# FUTUREize

**Futurize (fyt-toor-ize) Slang.** To cause an individual to achieve their goals and dreams with a degree from Peru State. A giant leap toward moving the state of one's life forward through a variety of online and on-campus courses. The preparation for previously unknown frontiers and challenges.

Peru State College

find out more at

[www.peru.edu/theword](http://www.peru.edu/theword)

Nebraska's First College • Established in 1867 • Peru, Nebraska • Member Institution of the Nebraska State College System



Word of the day...

# FUNDage

**Fun • dage (fun-dij) Slang.** Money from a variety of financial aid and scholarship options at Peru State. Best delivered by our new scholarship program, which rewards involvement and leadership (things that lead to more fundage in the future). Also references the most affordable tuition in the region both on campus and online.

Peru State College

find out more at

[www.peru.edu/theword](http://www.peru.edu/theword)

Nebraska's First College • Established in 1867 • Peru, Nebraska • Member Institution of the Nebraska State College System



Word of the day...

# FLEXification

**Flex • i • fi • ca • tion (fleks-ih-kä-shan) Slang.** The ability to make your class schedule fit your life through the utilization of our convenient two-day-a-week class schedules and online options; how one college is willing to adjust to **your** schedule.

Peru State College

find out more at

[www.peru.edu/theword](http://www.peru.edu/theword)

Nebraska's First College • Established in 1867 • Peru, Nebraska • Member Institution of the Nebraska State College System

**Wayne State College  
President's Report  
February 2009**

**A Look Inside Wayne State's Library**

The Wayne State library serves as an academic and social hub of the college, and has usage rates that are the envy of other institutions. In addition to its college role, the WSC library serves the region through interlibrary loan programs, online catalogs, online journals, a Technology Resource Center and video conferencing facilities. To fulfill this role, the library is staffed by a mix of new and experienced staff who have been quick to adapt to the many changes of the internet age. Library staff have a history of adapting the best of what is new while preserving much that has been valued for generations.

Library statistics for the fall 2008 semester show the extent of the library's function on campus and the increases over the fall 2007 semester.

- Books circulated – 11,396 (15% increase)
- Laptop computers circulated – 23,863 (21% increase)
- Library attendance (gate count) – 115,427 (2% increase)
- Instruction sessions – 60 sessions, 1,248 students (70% increase)
- Database searches – 59,419 (10% increase)
- Reference Desk visits – 1,915 (9% increase)

Each year, dozens of high school classes visit the Wayne State library to utilize college resources. The Loans to Schools (LOTS) program allows area high school students to check out library materials. The CARDS program provides reference and interlibrary loan service for area high schools and public libraries.

The library now has a far greater online presence, featuring a more developed set of Web pages that connect users to a dizzying array of online resources. Wayne State librarians also play an active role in online instruction via the WebCT/Sakai course software.

Library services include: serving as the only Government Documents Depository in northeast Nebraska; printing, laminating, lettering and other services for area high school teachers and the college community through the Instructional Technology Center; volunteering by staff members on the Northeast Library System Board (area public libraries) and the Little Priest Tribal College Library Board; and providing video conferences, in conjunction with Wayne State's Network and Technology Services, hosting many satellite downlinks and video conferences for area medical personnel, teachers, businessmen and the general public.

Online journals have largely replaced traditional print journals for scholarly research. While the college still subscribes to approximately 500 journals and magazines in print, this number decreases each year as prices increase at rates far in excess of inflation. Several hundred print subscriptions have been eliminated in the past two decades to cut costs. The college's access to online titles is immense by comparison. The library has access to more than 20,000 titles online via a variety of database aggregators (Ebsco, Wilson, Lexis-Nexis, etc.).

Our vast array of online journals has been a blessing for students who need access to scholarly resources. However, more students are using internet sources of questionable quality. Today there is a relative glut of information, and students must spend more time sorting out the legitimate sources from the chaff. This often requires the assistance of a librarian or faculty member.

## 8.2.-10

The switch to online journals offers several advantages. They are accessible to students at any internet-connected computer, including off campus. This is of particular value for our distance education students. When purchased from aggregators in large packages, they are dramatically less expensive than individual print subscriptions. Students find them much easier to use as it is a simpler process to search for, retrieve, and print articles from online databases. Some problems remain with online journals, i.e. some important journal titles are not yet available online or are not part of cost-saving aggregator packages.

The Nebraska State College System libraries began the transition to a shared integrated library system, including the online catalog, in 1990. The online catalog can be accessed by anyone with an internet connection. No password is required. Online catalogs are now used by all but the smallest libraries.

The integrated library system provides the library with key time-saving advantages. The online catalog offers easier and faster searching for patrons, and they don't have to visit the library to find materials with the online catalog. The system allows for efficiently cataloging new materials via computerized cataloging interface. Staff members can easily copy catalog materials that have been previously cataloged by other institutions. The integrated system also has an efficient circulation interface that allows for easy tracking of the college's inventory of materials. Overdue and billing notices also are generated automatically. Statistics can be easily gathered and reports easily generated.

Dave Graber, the library director, who joined the library staff as the electronic services librarian in 1995, and became director in 2006, states the core mission remains the same. "We support the college curriculum and provide our community access to the world's knowledge," Graber said. "However, the methods we employ to meet this mission have changed drastically since 1995. Our means of collecting, organizing, and disseminating knowledge was largely paper-based in 1995. Today, most information is processed and disseminated via electronic means. We are dependent on the computer and internet-related technologies in ways we could not imagine in 1995. I have had faculty members suggest that 'the book is dead' as a scholarly tool for their discipline. That statement, while still inaccurate today for most academic disciplines, would have been inconceivable in the 1990s."

"As our print collection has faded in importance, we have focused more on the service and instruction side of our mission," Graber continued. "We do far more outreach to our distance education students, and provide them with many more resources. A staff position has been reclassified specifically to meet the special needs of this group of students. Where possible, we have attempted to make the building a more comfortable and inviting space. More soft furniture and the addition of a coffee shop have made the library a place where students will visit and linger. We provide more computer access and wireless internet access throughout the building. The laptop loan program, now in its sixth year, has been a major success that transformed the usage of our building."

Graber said he believes that the library staff is stronger than it has ever been in his time at Wayne State. The college has added several new employees in recent years that are helping to bring about an evolution of library services. Our more experienced staff members are also contributing to positive change while maintaining many of the core services that we continue to provide.