

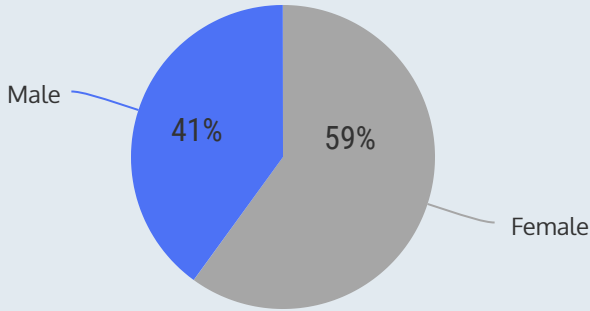
Fall 2020 Undergraduate Student Profile

1,310
Undergraduate Students

Enrolled In

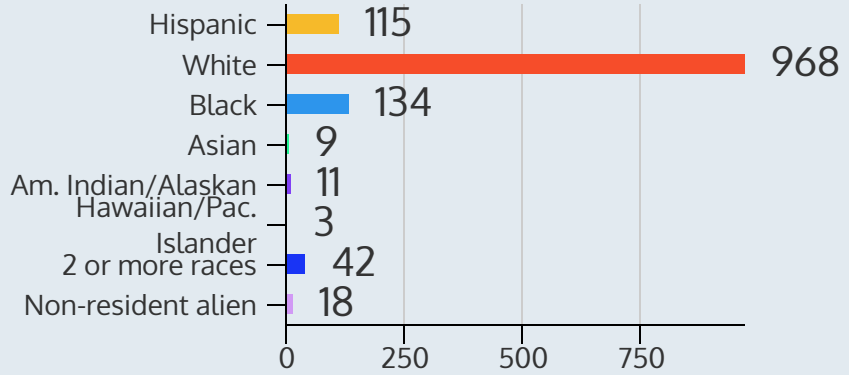
16,636
Credit Hours

Gender



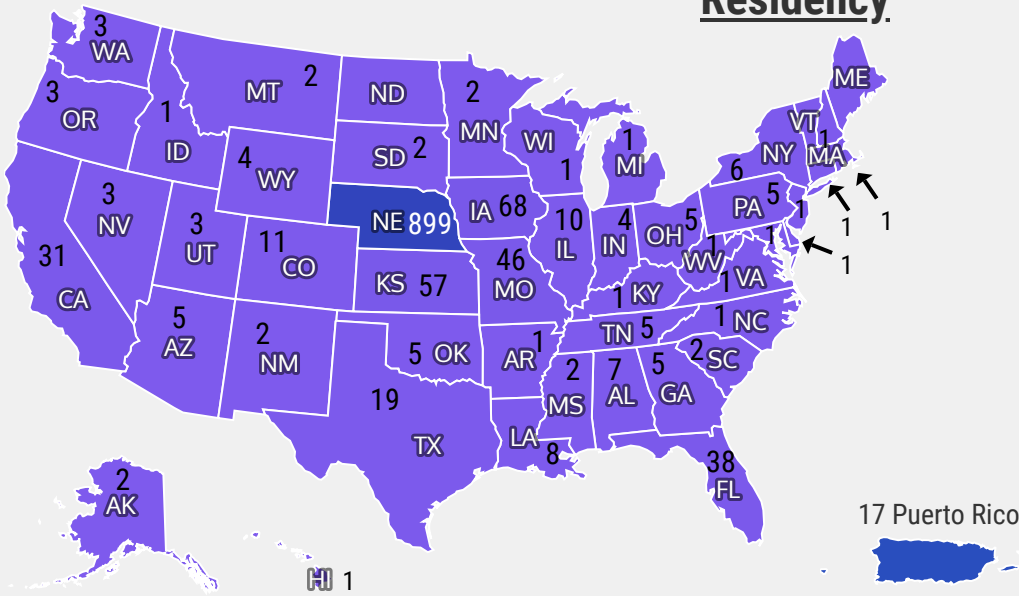
Female Male

Race/Ethnicity

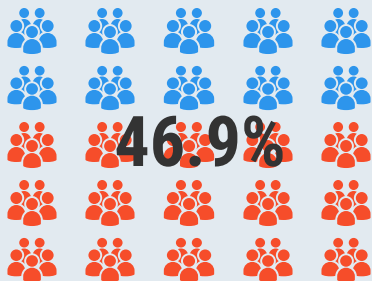


24.0% minority students

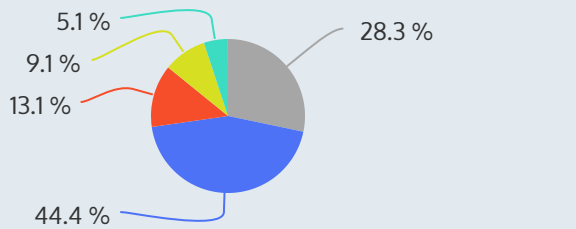
Residency



First-Generation



Age



Under 20 20-24 25-34 35-44 45+

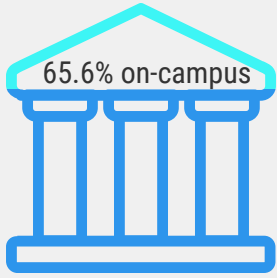
Median Age - 24

Pell (Low Income)

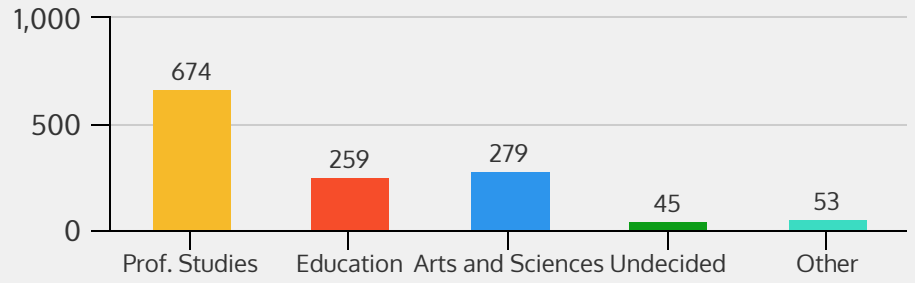


40.4%

Delivery Method



Program Type




Breakdown by Academic Plans

Program	#	Program	#
Art	42	Music	2
Business (BAS)	67	Music Ed	14
Business Admin	309	Natural Sciences	78
CMIS	44	Non-degree Seeking	22
Criminal Justice	145	Physical Ed	106
Early Childhood Ed	34	Pre-professional	58
Educational Studies	1	Psychology	175
Elementary Ed	93	Secondary Ed	75
Interdisciplinary Studies	1	Social Sciences	13
Language Arts	9	Special Education	36
Liberal Arts	7	Teacher Cert	5
Mathematics	6	Undecided	43
Middle Level Ed	9		

These are duplicate numbers as some students have double majors

Student Cohorts



238 Traditional Freshman



146 Transfer Students



924 Continuing Students*